


2010 IN REVIEW



MARVIN JONES
Wide Receiver

HONORS & AWARDS

#58 – CHRIS ADCOCK (OL)

Postseason Honors: Co-Scout Team Player of the Year – Offense (Cal)

Preseason Rankings: Cal's No. 16 Newcomer (Phil Steele)

#21 – KEENAN ALLEN (WR)

Player of the Week: Special Teams Player of the Week (Pac-10, Oct. 23)

Postseason Honors: All-Pac-10 Second Team (Scout), All-Pac-10 Fourth Team (Phil Steele), Bob Simmons Award – Offense (Cal)

Preseason Rankings: No. 1 Freshman Defensive Back (Lindy's), Cal's No. 1 Newcomer (Phil Steele, Sporting News), No. 2 National Athlete Recruit (Athlon), No. 3 Freshman Defensive Back (Phil Steele), No. 3 Pac-10 Recruit (Lindy's), No. 5 Freshman (Lindy's), No. 8 Pac-10 Recruit (Athlon), No. 26 Recruit (Athlon)

#19 – BRYAN ANGER (P)

Player of the Week: Honorable Mention Punter Performer of the Week (CFPA, Sept. 11; Oct. 23; Nov. 6, Nov. 20), J. Scott Duncan Award (Cal), Punter Performer of the Week (CFPA, Oct. 9), Special Teams Player of the Week (Pac-10, Oct. 9)

Postseason Honors: All-Pac-10 First Team (Pac-10, Phil Steele), Berkeley Breakfast Club Award – Offense (Cal), Freshman All-American Fourth Team (Phil Steele), Freshman All-American Honorable Mention (CollegeFootballNews)

Preseason Honors: All-American Third Team (Phil Steele), All-American Honorable Mention (College Football Insiders, NationalChamps.net), All-Pac-10 First Team (Athlon, Lindy's, Phil Steele, Sporting News)

Preseason Rankings: No. 4 Draft-Eligible Punter (Phil Steele), No. 5 Punter (Lindy's), Cal Players to Watch (Lindy's)

Preseason Watch Lists: Punter Trophy Favorite (College Football Performance Awards)

#82 – JACKSON BOUZA (WR)

Postseason Honors: Co-Scout Team Player of the Year – Offense (Cal)

#24 – TRAJUAN BRIGGS (TB)

Preseason Rankings: Cal's No. 12 Newcomer (Phil Steele)

#43 – DAN CAMPOREALE (LB)

Postseason Honors: Co-Scout Team Player of the Year – Special Teams (Cal)

#11 – SEAN CATTOUSE (DB)

Postseason Honors: All-Pac-10 Honorable Mention (Pac-10), Berkeley Breakfast Club – Defense (Cal)

Preseason Honors: All-Pac-10 First Team (Lindy's, Sporting News), All-Pac-10 Third Team (Athlon, Phil Steele)

Preseason Rankings: No. 20 Draft Eligible Strong Safety (Phil Steele)

Watch Lists: Cal Players to Watch (Lindy's)

#6 – TEVIN CARTER (WR)

Preseason Rankings: Cal's No. 10 Newcomer (Phil Steele), No. 48 Freshman Wide Receiver (Phil Steele)

#61 – JUSTIN CHEADLE (OL)

Academic: Pac-10 All-Academic Honorable Mention

Midseason Honors: All-Pac-10 Second Team (Phil Steele)

#4 – KAEIN CLAY (WR)

Postseason Honors: Co-Scout Team Player of the Year – Special Teams (Cal)

Preseason Rankings: Cal's No. 14 Newcomer (Phil Steele)

#5 – MICHAEL COLEY (DB)

Postseason Honors: Co-Scout Team Player of the Year – Defense (Cal)

Preseason Rankings: Cal's No. 13 Newcomer (Phil Steele)

#17 – CHRIS CONTE (DB)

Midseason Honors: All-Pac-10 Second Team (Phil Steele)

Postseason Honors: All-Pac-10 First Team (Pac-10, Phil Steele), Most Improved Player (Cal), Most Valuable Back Defense – (Cal)

#78 – ALEX CROSTHWAITE (OL)

Preseason Rankings: Cal's No. 7 Newcomer (Phil Steele), No. 30 Freshman Offensive Lineman (Phil Steele)

#2 – COLEMAN EDMOND (WR)

Preseason Rankings: Cal's No. 17 Newcomer (Phil Steele)

#53 – DONOVAN EDWARDS (OL)

Postseason Honors: Ken Harvey Award (Cal)

#73 – RICHARD FISHER (OL)

Academic: Pac-10 All-Academic Honorable Mention

Postseason: Bob Tessier Award – Offense (Cal)

#33 – NICK FORBES (LB)

Preseason Rankings: Cal's No. 4 Newcomer (Phil Steele), Cal's No. 5 Newcomer (Sporting News), No. 13 Freshman Linebacker (Phil Steele), No. 14 Linebacker Recruit (Athlon), No. 40 Pac-10 Recruit (Athlon)

Postseason Honors: Freshman Lifter of the Year (Cal)

#70 – GEOFFREY GIBSON (OL)

Preseason Rankings: Cal's No. 11 Newcomer (Phil Steele), No. 72 Freshman Offensive Lineman (Phil Steele)

#54 – CHRIS GUARNERO (OL)

Academic: Pac-10 All-Academic Honorable Mention

Midseason Honors: All-Pac-10 Third Team (Phil Steele)

Postseason Honors: All-Pac-10 Third Team (Phil

Steele), All-Pac-10 Honorable Mention (Pac-10), Ken Cotton Award – Offense (Cal)

Preseason Honors: All-Pac-10 Fourth Team (Phil Steele)

Preseason Rankings: No. 33 Draft Eligible Center (Phil Steele)

#92 – TREVOR GUYTON (DL)

Player of the Week: Honorable Mention Defensive Lineman Performer of the Week (CFPA, Nov. 7)

Postseason Honors: Bob Tessier Award – Defense (Cal)

#26 – DARIAN HAGAN (DB)

Midseason Honors: All-Pac-10 Third Team (Phil Steele)

Player of the Week: Honorable Mention Defensive Back Performer of the Week (CFPA, Sept. 11, Oct. 9), Defensive Player of the Week (Pac-10, Oct. 9)

Postseason Honors: All-Pac-10 Honorable Mention (Pac-10)

#76 – DERRICK HILL (DL)

Player of the Week: Honorable Mention Defensive Line Performer of the Week (CFPA, Nov. 13)

Postseason Honors: Everett Merriman Award (Cal), Ken Cotton Award – (Cal)

Preseason Honors: All-Pac-10 Third Team (Phil Steele)

Preseason Rankings: No. 45 Draft Eligible Defensive Tackle (Phil Steele)

#7 – AUSTIN HINDER (QB)

Preseason Rankings: Cal's No. 6 Newcomer (Phil Steele), No. 11 National Quarterback Recruit (Athlon), No. 13 National Freshman Quarterback (Phil Steele), No. 35 Pac-10 Recruit (Athlon)

#3 – D.J. HOLT (LB)

Midseason Honors: All-Pac-10 Third Team (Phil Steele)

Postseason Honors: All-Pac-10 Fourth Team (Phil Steele), All-Pac-10 Honorable Mention (Pac-10)

#1 – MARVIN JONES (WR)

Midseason Honors: All-Pac-10 Third Team (Phil Steele)

Player of the Week: Honorable Mention Wide Receiver Performer of the Week (CFPA, Sept. 17)

Postseason Honors: All-Pac-10 Second Team (Phil Steele), All-Pac-10 Honorable Mention (Pac-10)

Preseason Honors: All-Pac-10 Third Team (Athlon, Phil Steele)

Preseason Rankings: No. 64 Draft Eligible Wide Receiver (Phil Steele)

Watch Lists: Biletnikoff Award, Cal Players to Watch (Lindys), Sleepers to Watch College Fantasy Football (Athlon)

#97 – CAMERON JORDAN (DL)

Player of the Week: Honorable Mention Defensive Lineman Performer of the Week (CFPA, Nov. 6)

Midseason Honors: All-Pac-10 Second Team (Phil Steele)

Postseason Honors: All-American Honorable Mention (Pro Football Weekly), All-Pac-10 First Team (Pac-10, Phil Steele), All-Pac-10 Second

Team (Scout), Brick Muller Award – Defense (Cal), Co-Bear Backer Award – Defense (Cal), Senior Lifter of the Year (Cal)

Preseason Honors: All-Pac-10 Second Team (Athlon, Lindy's, Phil Steele)

Preseason Rankings: No. 8 NFL Talent Pac-10 (Lindy's), No. 16 Draft Eligible Defensive End (Phil Steele)

Watch Lists: Cal Players to Watch (Lindy's), Ted Hendricks Award Final Watch List

Other: Cal's "The Next Big Thing" (Sporting News)

#30 – MYCHAL KENDRICKS (LB)

Midseason Honors: All-Pac-10 Second Team (Phil Steele)

Postseason Honors: All-Pac-10 Second Team (Pac-10), Dink Artal Award – Defense (Cal)

Preseason Honors: All-Pac-10 Third Team (Phil Steele)

Preseason Rankings: No. 47 Draft Eligible Outside Linebacker (Phil Steele)

#99 – GABE KING (DL)

Preseason Rankings: Cal's No. 3 Newcomer (Sporting News), Cal's No. 5 Newcomer (Phil Steele), No. 11 Pac-10 Recruit (Lindy's), No. 16 National Defensive End Recruit (Athlon), No. 24 Pac-10 Recruit (Athlon), No. 26 National Freshman Defensive Lineman (Phil Steele)

#14 – LUKAS KING (LB)

Postseason Honors: Co-Scout Team Player of the Year – Defense (Cal)

#5 – ALEX LAGEMANN (WR)

Academic: Pac-10 All-Academic Second Team

#9 – ADRIAN LEE (DB)

Preseason Rankings: Cal's No. 18 Newcomer (Phil Steele)

#80 – ANTHONY MILLER (TE)

Player of the Week: Honorable Mention Tight End Performer of the Week (CFPA, Oct. 30)

Preseason Honors: All-American Honorable Mention (College Football Insiders), All-Pac-10 First Team (Sporting News, Lindy's), All-Pac-10 Second Team (Phil Steele), All-Pac-10 Third Team (Athlon)

Preseason Rankings: No. 13 Draft Eligible Tight End (Phil Steele)

Watch Lists: Mackey Award Watch List

#18 – MIKE MOHAMED (LB)

Academic: National Football Foundation Scholar-Athlete Award Winner, Pac-10 All-Academic First Team

Finalist: William V. Campbell Trophy

Midseason Honors: All-American Third Team (Phil Steele), All-Pac-10 First Team (Phil Steele)

Player of the Week: Honorable Mention Linebacker Performer of the Week (CFPA, Sept. 11, Nov. 13), Muscle Milk Cal Student-Athlete of the Week (Sept. 11), Pac-10 Defensive Player of the Week (Nov. 13)

Midseason Honors: All-Pac-10 First Team

Postseason Honors: All-Pac-10 First Team (Phil Steele), All-Pac-10 Second Team (Pac-10, Scout), Co-Bear Backer Award – Defense

(Cal), Cort Majors Award – Defense (Cal), Frank Schlessinger Coaches Award (Cal), Hampshire Honor Society, Joe Roth Award (Cal), National Football Foundation Scholar-Athlete Award, Pac-10 Football Scholar-Athlete of the Year

Preseason Honors: All-America (Playboy), All-American Second Team (The Kickoff), All-American Third Team (National Champs.net, Phil Steele, Rivals), All-American Honorable Mention (College Football Insiders, Consensus Draft Services), All-Pac-10 First Team (Athlon, Lindy's, Phil Steele)

Preseason Rankings: No. 4 Draft Eligible Inside Linebacker (Phil Steele), No. 5 National Inside Linebacker (Lindy's)

Quarterfinalist: The Lott IMPACT Trophy

Watch Lists: Bronko Nagurski Trophy, Cal Players to Watch (Lindy's), Chuck Bednarik Award, Key Golden Bear (Athlon), Linebacker Trophy Favorite (College Football Performance Awards, Lowe's Senior CLASS Award Candidate, Rotary Lombardi Award, The Lott IMPACT Trophy, Wuerffel Trophy Nominee)

#8 – TERRANCE MONTGOMERY (WR)

Preseason Rankings: Cal's No. 19 Newcomer (Phil Steele)

#95 – ERNEST OWUSU (WR)

Academic: ESPN Academic All-District® 8 First Team, Pac-10 All-Academic Second Team

CLANCY PENDERGAST (Defensive Coordinator)

Coach of the Week: National Defensive Coordinator of the Week (Rivals)

#13 – KEVIN RILEY (QB)

Player of the Week: Honorable Mention Quarterback Performer of the Week (CFPA, Sept. 11)

Postseason Honors: Pappy Waldorf Coaches Award (Cal)

Preseason Honors: All-American Honorable Mention (Consensus Draft Services)

Preseason Rankings: No. 19 Draft Eligible Quarterback (Phil Steele)

Watch Lists: Cal Players to Watch (Lindy's), Key Golden Bear (Athlon), Manning Award

#3 – JEREMY ROSS (WR/RET)

Postseason Honors: All-Pac-10 Third Team (Phil Steele), Tiny Bates Award (Cal)

Preseason Honors: All-Pac-10 Second Team Returner (Phil Steele), All-Pac-10 Third Team Returner (Athlon)

Preseason Rankings: No. 5 Draft Eligible Punt Returner (Phil Steele)

Watch Lists: Punt Returner Trophy Favorite (College Football Performance Awards)

#72 – MITCHELL SCHWARTZ (OL)

Academic: Pac-10 All-Academic Honorable Mention

Midseason Honors: All-Pac-10 First Team (Phil Steele)

Postseason Honors: All-Pac-10 Second Team (Pac-10, Phil Steele), Andy Smith Award (Cal), Brick Muller Award – Offense (Cal)

Preseason Honors: All-Pac-10 Second Team (Athlon, Lindy's, Phil Steele)

Preseason Honors: Jewish Sports Review All-American Team

Preseason Rankings: No. 63 Draft Eligible Tackle (Phil Steele)

#75 – MATT SUMMERS-GAVIN (OL)

Academic: Pac-10 All-Academic Honorable Mention

Preseason Honors: All-Pac-10 Second Team (Phil Steele)

Preseason Rankings: No. 34 Draft Eligible Guard (Phil Steele)

#9 – BEAU SWEENEY (QB)

Academic: Pac-10 All-Academic Honorable Mention

#40 – GIORGIO TAVECCHIO (PK)

Academic: Pac-10 All-Academic Second Team

Player of the Week: Honorable Mention Placekicker Performer of the Week (CFPA, Oct. 23), Placekicker Performer of the Week (CFPA, Nov. 27)

#31 – JOHN TYNDALL (FB)

Academic: Pac-10 All-Academic Second Team

#34 – SHANE VEREEN (TB)

Midseason Honors: All-Pac-10 First Team (Phil Steele)

Player of the Week: Honorable Mention Running Back Performer of the Week (CFPA, Sept. 17, Oct. 9)

Postseason Honors: All-Pac-10 First Team (Phil Steele), All-Pac-10 Second Team (Pac-10, Phil Steele, Scout), Bear Backer Award – Offense (Cal), Cort Majors Award – Offense (Cal), Dink Artal Award – Offense (Cal), Stub Allison Award (Cal), Most Valuable Back – Offense (Cal)

Preseason Honors: All-Pac-10 Second Team (Athlon, Lindy's, Phil Steele)

Preseason Rankings: No. 3 College Fantasy Football Running Back (Athlon), No. 7 College Fantasy Football Mock Draft (Athlon), No. 9 College Fantasy Football Player (Athlon), No. 18 Running Back (Lindy's), No. 23 Draft Eligible Running Back (Phil Steele)

Watch Lists: Cal Players to Watch (Lindy's), Heisman Possibility (Phil Steele), Key Golden Bear (Athlon), Maxwell Award, Paul Hornung Award, Running Back Trophy (College Football Performance Awards)

#84 – JACOB WARK (TE)

Preseason Rankings: Cal's No. 15 Newcomer (Phil Steele)

#44 – DAVID WILKERSON (LB)

Preseason Rankings: Cal's No. 9 Newcomer (Phil Steele), No. 16 National Linebacker Recruit (Athlon), No. 39 National Freshman Linebacker (Phil Steele)

#1 – STEVE WILLIAMS (DB)

Postseason Honors: Bob Simmons Award – Defense (Cal)

STATISTICS

2010 FINAL RESULTS

Date	Opponent	W/L	Score	Overall	Pac-10	Time	Attend
Sep 4	UC DAVIS	W	52-3	1-0-0	0-0-0	2:55	58040
Sep 11	COLORADO	W	52-7	2-0-0	0-0-0	3:07	55440
Sep 17	at Nevada	L	31-52	2-1-0	0-0-0	3:19	28809
Sep 25	at Arizona	L	9-10	2-2-0	0-1-0	3:03	51906
Oct 9	UCLA	W	3-30	3-2-0	1-1-0	3:04	61664
Oct 16	at USC	L	14-48	3-3-0	1-2-0	3:07	72386
Oct 23	ARIZONA STATE	W	50-17	4-3-0	2-2-0	3:09	51599
Oct 30	at Oregon State	L	7-35	4-4-0	2-3-0	3:03	45439
Nov 6	at Washington State	W	20-13	5-4-0	3-3-0	3:00	17648
Nov 13	OREGON	L	13-15	5-5-0	3-4-0	3:08	65963
Nov 20	STANFORD	L	14-48	5-6-0	3-5-0	3:00	67793
Nov 27	WASHINGTON	L	13-16	5-7-0	3-6-0	2:48	44613
Pac-10 Game							

OVERALL TEAM STATISTICS

TEAM STATISTICS	CAL	OPP
SCORING.....	310	271
Points Per Game.....	25.8	22.6
FIRST DOWNS.....	213	217
Rushing.....	110	94
Passing.....	84	103
Penalty.....	19	20
RUSHING YARDAGE.....	1906	1585
Yards gained rushing.....	2192	1933
Yards lost rushing.....	286	348
Rushing Attempts.....	429	435
Average Per Rush.....	4.4	3.6
Average Per Game.....	158.8	132.1
TDs Rushing.....	19	15
PASSING YARDAGE.....	2101	2244
Comp-Att-Int.....	185-332-11	203-362-9
Average Per Pass.....	6.3	6.2
Average Per Catch.....	11.4	11.1
Average Per Game.....	175.1	187.0
TDs Passing.....	16	15
TOTAL OFFENSE.....	4007	3829
Total Plays.....	761	797
Average Per Play.....	5.3	4.8
Average Per Game.....	333.9	319.1
KICK RETURNS: #Yards.....	47-1002	52-1214
PUNT RETURNS: #Yards.....	25-304	20-259
INT RETURNS: #Yards.....	9-72	11-136
KICK RETURN AVERAGE.....	21.3	22.5
PUNT RETURN AVERAGE.....	12.2	12.9
INT RETURN AVERAGE.....	8.0	12.4
FUMBLES-LOST.....	21-6	23-10
PENALTIES-Yards.....	80-685	75-643
Average Per Game.....	57.1	53.6
PUNTS-Yards.....	63-2825	69-2929
Average Per Punt.....	44.8	42.4
Net punt average.....	38.5	35.1
TIME OF POSSESSION/Game.....	30:22	29:38
3RD-DOWN Conversions.....	52/149	60/173
3rd-Down Pct.....	35%	35%
4TH-DOWN Conversions.....	5/15	14/20
4th-Down Pct.....	33%	70%
SACKS BY-Yards.....	34-224	23-161
MISC YARDS.....	0	0
TOUCHDOWNS SCORED.....	40	34
FIELD GOALS-ATTEMPTS.....	11-16	11-18
ON-SIDE KICKS.....	0-1	0-0
RED-ZONE SCORES.....	(33-37) 89%	(30-38) 79%
RED-ZONE TOUCHDOWNS.....	(26-37) 70%	(24-38) 63%
PAT-ATTEMPTS.....	(37-39) 95%	(32-32) 100%
ATTENDANCE.....	405112	216188
Games/Avg Per Game.....	7/57873	5/43238
Neutral Site Games.....	0/0	0/0



SCORE BY QUARTERS	1st	2nd	3rd	4th	Total
California	59	98	65	88	310
Opponents	48	98	85	40	271

OVERALL INDIVIDUAL STATISTICS

RUSHING	GP	Att	Gain	Loss	Net	Avg	TD	Long	Avg/G
Vereen, Shane	12	231	1225	58	1167	5.1	13	59	97.2
Sofele, Isi	12	69	348	10	338	4.9	0	24	28.2
Allen, Keenan	11	18	152	16	136	7.6	1	45	12.4
Jones, Marvin	12	6	95	1	94	15.7	1	48	7.8
Ross, Jeremy	10	9	91	0	91	10.1	2	27	9.1
DeBoskie-Johnson, Cov.	4	21	78	8	70	3.3	0	10	17.5
Sweeney, Beau	2	7	34	4	30	4.3	1	11	15.0
Yarnway, Dasarte	3	8	30	1	29	3.6	0	9	9.7
Mansion, Brock	8	22	94	87	7	0.3	0	28	0.9
Tyndall, John	6	1	3	0	3	3.0	0	3	0.5
Stevens, Eric	11	1	2	0	2	2.0	0	2	0.2
Kapp, Will	12	1	0	1	-1	-1.0	0	0	-0.1
TEAM	8	10	0	13	-13	-1.3	0	0	-1.6
Riley, Kevin	8	25	40	87	-47	-1.9	1	14	-5.9
Total	12	429	2192	286	1906	4.4	19	59	158.8
Opponents	12	435	1933	348	1585	3.6	15	58	132.1

PASSING	G	Effic	Cmp-Att-Int	Pct	Yds	TD	Lng	Avg/G
Riley, Kevin	8	140.68	111-185-6	60.0	1409	13	62	176.1
Mansion, Brock	8	86.03	67-137-5	48.9	646	2	50	80.8
Sweeney, Beau	2	105.45	6-8-0	75.0	29	0	7	14.5
Allen, Keenan	11	572.80	1-1-0	100.0	17	1	17	1.5
Vereen, Shane	12	0.00	0-1-0	0.0	0	0	0	0.0
Total	12	118.16	185-332-11	55.7	2101	16	62	175.1
Opponents	12	116.85	203-362-9	56.1	2244	15	80	187.0

RECEIVING	G	No.	Yds	Avg	TD	Long	Avg/G
Jones, Marvin	12	50	765	15.3	4	62	63.8
Allen, Keenan	11	46	490	10.7	5	48	44.5
Vereen, Shane	12	22	209	9.5	3	31	17.4
Ross, Jeremy	10	18	210	11.7	0	32	21.0
Miller, Anthony	12	13	152	11.7	1	45	12.7
Calvin, Michael	11	13	147	11.3	0	26	13.4
Sofele, Isi	12	5	28	5.6	2	8	2.3
Stevens, Eric	11	4	27	6.8	1	11	2.5
Kapp, Will	12	3	13	4.3	0	6	1.1
Ladner, Spencer	12	3	12	4.0	0	8	1.0
Sparks, Jarrett	7	2	18	9.0	0	9	2.6
Lagemann, Alex	10	1	8	8.0	0	8	0.8
Aigamaua, Solomona	2	1	7	7.0	0	7	3.5
Tyndall, John	6	1	6	6.0	0	6	1.0
Wark, Jacob	1	1	5	5.0	0	5	5.0
DeBoskie-Johnson, Cov.	4	1	4	4.0	0	4	1.0
Edmond, Coleman	6	1	0	0.0	0	0	0.0
Total	12	185	2101	11.4	16	62	175.1
Opponents	12	203	2244	11.1	15	80	187.0



Jeremy Ross

PUNT RETURNS	No.	Yds	Avg	TD	Long
Ross, Jeremy	22	279	12.7	0	37
Allen, Keenan	2	8	4.0	0	8
Conte, Chris	1	17	17.0	1	6
Total	25	304	12.2	1	37
Opponents	20	259	12.9	2	64

INTERCEPTIONS	No.	Yds	Avg	TD	Long
Anthony, Marc	2	18	9.0	0	18
Mohamed, Mike	1	41	41.0	1	41
Conte, Chris	1	0	0.0	0	0
Kendricks, Mychal	1	0	0.0	0	0
Hagan, Darian	1	0	0.0	0	0
Williams, Steve	1	0	0.0	0	0
Cattouse, Sean	1	0	0.0	0	0
Nnabuife, Bryant	1	13	13.0	0	13
Total	9	72	8.0	1	41
Opponents	11	136	12.4	1	65

KICK RETURNS	No.	Yds	Avg	TD	Long
Allen, Keenan	18	406	22.6	0	61
Ross, Jeremy	11	238	21.6	0	29
Sofele, Isi	10	194	19.4	0	41
Edmond, Coleman	4	99	24.8	0	33
Conte, Chris	2	41	20.5	0	21
Kapp, Will	1	3	3.0	0	3
Sparks, Jarrett	1	21	21.0	0	21
Total	47	1002	21.3	0	61
Opponents	54	1214	22.5	0	57

FUMBLE RETURNS	No.	Yds	Avg	TD	Long
Jordan, Cameron	1	21	21.0	1	21
Hagan, Darian	1	82	82.0	1	82
Hill, Derrick	0	0	0.0	1	0
Total	2	103	51.5	3	82
Opponents	2	40	20.0	1	25



Shane Vereen

SCORING	TD	FGs	PATs					Saf	Points
			Kick	Rush	Rcv	Pass	DXP		
Vereen, Shane	16	-	-	-	-	-	-	-	96
Tavecchio, Giorgio	-	11-16	37-39	-	-	-	-	-	70
Allen, Keenan	6	-	-	-	-	-	-	-	36
Jones, Marvin	5	-	-	-	-	-	-	-	30
Sofele, Isi	2	-	-	-	-	-	-	-	12
Ross, Jeremy	2	-	-	-	-	-	-	-	12
Riley, Kevin	1	-	-	-	-	-	-	-	6
Sweeney, Beau	1	-	-	-	-	-	-	-	6
Hill, Derrick	1	-	-	-	-	-	-	-	6
Miller, Anthony	1	-	-	-	-	-	-	-	6
Stevens, Eric	1	-	-	-	-	-	-	-	6
Mohamed, Mike	1	-	-	-	-	-	-	-	6
Conte, Chris	1	-	-	-	-	-	-	-	6
Hagan, Darian	1	-	-	-	-	-	-	-	6
Jordan, Cameron	1	-	-	-	-	-	-	-	6
Mansion, Brock	-	-	-	-	-	0-1	-	-	0
Total	40	11-16	37-39	-	-	0-1	-	-	310
Opponents	34	11-18	32-32	1-1	-	-	-	-	271

TOTAL OFFENSE	G	Plays	Rush	Pass	Total	Avg/G
Riley, Kevin	8	210	-47	1409	1362	170.2
Vereen, Shane	12	232	1167	0	1167	97.2
Mansion, Brock	8	159	7	646	653	81.6
Sofele, Isi	12	69	338	0	338	28.2
Allen, Keenan	11	19	136	17	153	13.9
Jones, Marvin	12	6	94	0	94	7.8
Ross, Jeremy	10	9	91	0	91	9.1
DeBoskie-Johnson, Covaughn	4	21	70	0	70	17.5
Sweeney, Beau	2	15	30	29	59	29.5
Yarnway, Dasarte	3	8	29	0	29	9.7
Tyndall, John	6	1	3	0	3	0.5
Stevens, Eric	11	1	2	0	2	0.2
Kapp, Will	12	1	-1	0	-1	-0.1
TEAM	8	10	-13	0	-13	-1.6
Total	12	761	1906	2101	4007	333.9
Opponents	12	797	1585	2244	3829	319.1

FIELD GOALS	FGM-FGA	Pct	01-19	20-29	30-39	40-49	50-99	Lg	Blk
Tavecchio, Giorgio	11-16	68.8	0-0	6-7	1-3	3-5	1-1	53	0

FG SEQUENCE	California	OPPONENTS
UC Davis	(23)	(43)
Colorado	(31)	42
Nevada	(22)	(30)
Arizona	(25),(40),33,(23),40	(46),48
UCLA	48	-
USC	-	(27),(27)
Arizona State	(40),(23),(26)	(28),37
Oregon State	-	37
Washington State	37	(51),50,(48)
Oregon	29	37,48
Stanford	-	(29),(40)
Washington	(53),(47)	(37)

Numbers in (parentheses) indicate field goal was made.



Kevin Riley



Bryan Anger

PUNTING	No.	Yds	Avg	Long	TB	FC	I20	Blkd
Anger, Bryan	62	2825	45.6	71	7	21	21	0
TEAM	1	0	0.0	0	0	0	0	1
Total	63	2825	44.8	71	7	21	24	1
Opponents	69	2929	42.4	84	10	19	13	1

KICKOFFS	No.	Yds	Avg	TB	OB	Retn	Net	YdLn
Tavecchio, Giorgio	59	3822	64.8	4	0			
D'Amato, Vincenzo	1	51	51.0	0	1			
Total	60	3873	64.6	4	1	22.5	43.0	27
Opponents	56	3607	64.4	7	1	21.3	44.0	25

ALL-PURPOSE	G	Rush	Rec	PR	KOR	IR	Tot	Avg/G
Vereen, Shane	12	1167	209	0	0	0	1376	114.7
Allen, Keenan	11	136	490	8	406	0	1040	94.5
Jones, Marvin	12	94	765	0	0	0	859	71.6
Ross, Jeremy	10	91	210	279	238	0	818	81.8
Sofele, Isi	12	338	28	0	194	0	560	46.7
Miller, Anthony	12	0	152	0	0	0	152	12.7
Calvin, Michael	11	0	147	0	0	0	147	13.4
Edmond, Coleman	6	0	0	0	99	0	99	16.5
DeBoskie-Johnson, C.	4	70	4	0	0	0	74	18.5
Conte, Chris	12	0	0	17	41	0	58	4.8
Mohamed, Mike	11	0	0	0	0	41	41	3.7
Sparks, Jarrett	7	0	18	0	21	0	39	5.6
Sweeney, Beau	2	30	0	0	0	0	30	15.0
Yarnway, Dasarte	3	29	0	0	0	0	29	9.7
Stevens, Eric	11	2	27	0	0	0	29	2.6
Anthony, Marc	11	0	0	0	0	18	18	1.6
Kapp, Will	12	-1	13	0	3	0	15	1.2
Nnabuike, Bryant	9	0	0	0	0	13	13	1.4
Ladner, Spencer	12	0	12	0	0	0	12	1.0
Tyndall, John	6	3	6	0	0	0	9	1.5
Lagemann, Alex	10	0	8	0	0	0	8	0.8
Mansion, Brock	8	7	0	0	0	0	7	0.9
Aigamaua, Solomona	2	0	7	0	0	0	7	3.5
Wark, Jacob	1	0	5	0	0	0	5	5.0
TEAM	8	-13	0	0	0	0	-13	-1.6
Riley, Kevin	8	-47	0	0	0	0	-47	-5.9
Total	12	1906	2101	304	1002	72	5385	448.8
Opponents	12	1585	2244	259	1214	136	5438	453.2

DEFENSIVE LEADERS	GP-GS	Tackles			Sacks		Pass Def			Fumbles		Blkd Kick	Saf
		Solo	Ast	Total	TFL/Yds	No-Yards	Int-Yds	BrUp	QBH	Rcv-Yds	FF		
18 Mohamed, Mike	11-10	47	48	95	5.0-23	2.0-14	1-41	1	2	.	2	.	.
3 Holt, D.J.	12-12	41	44	85	5.5-21	2.0-13	.	3	1	1-0	3	.	.
17 Conte, Chris	12-12	44	28	72	2.0-5	.	1-0	3	.	.	1	1	.
30 Kendricks, Mychal	12-12	39	27	66	15.0-69	8.5-57	1-0	.	1	3-0	.	.	.
97 Jordan, Cameron	12-12	33	29	62	12.5-47	5.5-32	.	4	1	1-21	3	.	.
11 Cattouse, Sean	12-6	37	22	59	1.0-1	1.0-1	1-0	7	1
2 Anthony, Marc	11-11	32	16	48	0.5-1	.	2-18	6	.	.	1	.	.
23 Hill, Josh	12-9	24	20	44	2.0-7	.	.	7	.	1-0	.	.	.
26 Hagan, Darian	11-9	30	8	38	2.0-16	2.0-16	1-0	5	.	1-82	.	.	.
92 Guyton, Trevor	11-4	9	20	29	8.5-42	4.5-35	.	.	2
47 Browner, Keith	12-9	13	15	28	2.5-15	1.0-8	1	.	.
1 Williams, Steve	12-3	16	10	26	1.0-2	1.0-2	1-0	4	.	.	1	.	.
15 Nnabuife, Bryant	9-1	15	9	24	3.0-12	.	1-13	1
7 Campbell, D.J.	12-1	12	9	21	2.0-17	2.0-17	.	2
91 Coleman, Deandre	12-0	10	8	18	3.0-7	.	.	1	.	1-0	.	.	.
76 Hill, Derrick	11-9	3	13	16	2.5-8	1.0-7	.	1	1	1-0	1	.	.
95 Owusu, Ernest	12-9	6	8	14	2.5-10	1.5-9	.	2	1
40 Tipoti, Aaron	10-0	6	8	14	1.5-7	1	.	.
8 Moncrease, C.J.	12-0	9	3	12	1	.	.
3D Hurrell, J.P.	12-0	5	5	10	.	.	.	1	.	1-0	.	.	.
1C Price, Jarred	11-0	6	3	9	3.0-14	2.0-13	2	.	.
22 Kapp, Will	12-0	6	3	9
37 Mullins, Robert	10-1	4	4	8	1	.	.
96 Payne, Kendrick	10-2	1	6	7
20 Sofele, Isi	12-0	4	2	6
2B Davis, Ryan	6-0	3	1	4	1.0-2
42 Fanua, Steven	4-0	1	3	4
48 Stevens, Eric	11-5	2	2	4
21 Allen, Keenan	11-9	3	.	3
4J Tavecchio, Giorgio	12-0	.	2	2
19 Anger, Bryan	12-0	1	1	2
55 Costanzo, Michael	10-0	1	1	2
44 Wilkerson, David	3-0	1	1	2
11 Calvin, Michael	11-3	2	.	2	1	.	.
50 Rios, Matt	12-0	1	.	1
13 Riley, Kevin	8-8	1	.	1
43 Camporeale, Dan	1-0	.	1	1
45 Ladner, Spencer	12-6	1	.	1
2C Yarnway, Dasarte	3-0	1	.	1
41 Meadows, Jerome	1-0	.	1	1
3C Forbes, Nick	2-0	.	1	1
80 Miller, Anthony	12-11	1	.	1
5 Lagemann, Alex	10-0	1	.	1
6 Logan, Alex	5-0	1	.	1
Total	12	473	382	855	76-326	34-224	9-72	48	10	10-103	19	1	.
Opponents	12	428	388	816	67-267	23-161	11-136	37	7	6-40	11	3	.



Mike Mohamed



Mychal Kendricks

TEAM COMPARISON

Game	Score	1st Dns Tot	Ru-Pa-Pe	Rushing No-Yds-TD	Passing C-A-I	Yds	TD	Tot. Off. Pl-Yds	Punts No-Avg	Fum. F/L	Pen. No-Yds	3rd Downs	Time of Poss
UC Davis	3	4	1-3-0	19-14-0	9-26-0	67	0	45-81	10-40.6	1/1	2-14	3-of-14	21:34
Cal	52	26	16-10-0	47-230-4	9-26-0	287	3	75-517	3-49.0	2/1	4-30	8-of-15	27:01
Colorado	7	17	7-8-2	42-75-1	18-34-3	166	0	76-241	6-40-2	2/2	9-75	8-of-18	32:15
Cal	52	18	10-6-2	36-159-1	15-24-0	197	4	60-356	4-48.2	2/0	6-54	4-of-11	27:45
Cal	31	22	10-11-1	30-225-3	23-37-3	277	1	67-502	2-41.0	1/0	7-40	7-of-11	29:22
Nevada	52	26	15-10-1	49-316-4	10-15-0	181	2	64-497	2-36.5	3/1	5-45	6-of-9	30:38
Cal	9	16	9-4-3	36-146-0	13-27-1	116	0	63-262	5-41.8	1/0	8-68	2-of-12	32:22
Arizona	10	18	7-8-3	26-99-0	25-39-1	212	1	65-311	6-40.7	2/1	10-99	4-of-14	27:38
UCLA	7	12	1-8-3	26-26-0	15-37-1	118	1	63-144	9-48.3	2/1	7-55	3-of-15	25:52
Cal	35	22	16-4-2	55-304-4	9-16-0	83	1	71-387	5-50.4	3/1	7-71	6-of-13	34:08
Cal	14	10	4-6-0	20-52-0	15-29-2	193	2	49-245	6-43.8	0/0	9-67	2-of-10	23:53
USC	48	32	13-17-2	36-211-1	30-44-0	391	5	80-602	1-26.0	3/1	8-54	7-of-14	36:07
Arizona State	17	11	4-7-0	27-57-0	16-33-3	177	0	60-234	9-41.2	2/0	9-72	3-of-15	24:42
Cal	50	22	7-10-5	43-131-3	19-29-0	240	2	72-371	6-39.8	1/1	2-20	5-of-14	35:18
Cal	7	10	2-7-1	25-23-0	17-29-0	183	1	54-206	8-43.4	3/1	12-103	1-of-12	26:37
Oregon State	35	23	10-11-2	39-197-3	21-30-0	195	2	69-392	5-33.6	1/0	3-47	4-of-12	33:23
Cal	20	20	13-6-1	42-212-3	12-24-2	171	0	66-383	5-47.6	1/0	5-38	3-of-10	32:09
Washington State	13	10	4-6-0	34-104-1	9-25-0	92	0	59-194	8-48.5	1/0	8-60	5-of-17	27:51
Oregon	15	20	12-7-1	55-162-0	15-29-0	155	1	84-317	5-42.4	3/1	8-62	8-of-21	32:42
Cal	13	13	5-5-3	31-124-1	10-28-0	69	0	59-193	8-43.6	2/1	4-25	4-of-13	27:18
Stanford	48	28	14-10-4	48-232-4	16-21-0	235	2	69-447	1-35.0	1/0	2-30	5-of-10	33:03
Cal	14	20	7-12-1	28-109-0	20-38-2	190	2	66-299	3-54.3	3/1	9-95	6-of-14	26:57
Washington	16	16	7-7-2	36-112-1	17-27-1	237	1	63-349	7-47.1	2/2	4-30	4-of-14	29:54
Cal	13	14	11-3-0	36-191-0	12-23-1	92	0	69-283	8-42.9	2/0	7-74	4-of-14	30:06

RED ZONE STATISTICS

	Times In RZ	Times Scored	Total Pts	TDs	Rush TDs	Pass TDs	FGs Made	Failed to score inside RZ					
								FGA	Downs	Int	Fumb	Half	Game
California	37	33	201	26	15	11	7	3	1	0	0	0	0
33 of 37 (89.1%)													
Opponents	38	30	185	24	13	11	6	4	2	1	0	1	0
30 of 38 (78.9%)													

TURNOVER STATISTICS

	Total TO's	INT	Fumb	Points Scored Off Turnovers		
				Total	TD	FG
California	17	11	6	71	9	3
Opponents	19	9	10	55	7	2

RUSHING

Att-Yds-TD	#34 Vereen	#20 Sofele	#21 Allen	#1 Jones	#3 Ross	#33 Deboskie-J.	#9 Sweeney
UC Davis	14-67-2	9-52-0	3-38-1	-	-	7-21-0	6-34-1
Colorado	16-59-1	4-10-0	1-6-0	1-23-0	-	4-31-0	1-(-4)-0
Nevada	19-198-3	6-18-0	-	-	1-12-0	DNP	DNP
Arizona	27-102-0	3-30-0	1-6-0	-	2-7-0	DNP	DNP
UCLA	25-151-2	13-80-0	2-10-0	1-48-1	2-19-0	4-14-0	DNP
USC	10-53-0	6-14-0	1-(-1)-0	-	-	DNP	DNP
Arizona State	19-91-2	9-37-0	1-0-0	-	1-19-1	6-4-0	DNP
Oregon State	12-53-0	5-16-0	-	1-(-1)-0	1-6-0	DNP	DNP
Washington State	25-112-2	7-48-0	DNP	1-8-0	1-27-1	DNP	DNP
Oregon	26-112-1	-	-	1-12-0	1-1-0	DNP	DNP
Stanford	15-63-0	3-20-0	2-17-0	1-4-0	DNP	DNP	DNP
Washington	23-106-0	4-13-0	7-60-0	-	DNP	DNP	DNP
Att-Yds-TD	#23 Yarnway	#10 Mansion	#31 Tyndall	#48 Stevens	#22 Kapp	TEAM	#13 Riley
UC Davis	5-22-0	1-0-0	-	-	1-(-1)-0	DNP	1-(-3)-0
Colorado	3-7-0	DNP	1-3-0	-	-	DNP	5-24-0
Nevada	DNP	-	DNP	-	-	-	4-(-3)-0
Arizona	DNP	DNP	DNP	1-2-0	-	1-(-1)-0	1-0-0
UCLA	DNP	DNP	-	-	-	1-0-0	7-(-18)-1
USC	-	DNP	-	DNP	-	1-(-1)-0	2-(-13)-0
Arizona State	DNP	1-8-0	-	-	-	2-(-2)-0	4-(-26)-0
Oregon State	DNP	5-(-43)-0	DNP	-	-	DNP	1-(-8)-0
Washington State	DNP	5-25-0	DNP	-	-	3-(-8)-0	DNP
Oregon	DNP	2-(-1)-0	DNP	-	-	1-0-0	DNP
Stanford	DNP	6-6-0	-	-	-	1-(-1)-0	DNP
Washington	DNP	2-12-0	DNP	-	-	DNP	DNP

RECEIVING (WRS)

<i>Rec-Yds-TD</i>	#1 Jones	#21 Allen	#3 Ross	#11 Calvin	#5 Lagemann	#2 Edmond
UC Davis	5-81-1	4-120-1	2-18-0	DNP	-	1-0-0
Colorado	4-86-1	5-57-1	1-27-0	-	-	-
Nevada	12-161-0	1-8-0	3-12-0	1-18-0	1-8-0	DNP
Arizona	4-41-0	1-9-0	2-17-0	3-31-0	-	DNP
UCLA	1-9-0	3-19-1	-	-	-	DNP
USC	3-20-0	4-61-1	2-33-0	1-26-0	DNP	-
Arizona State	4-110-1	6-40-1	3-44-0	1-11-0	-	-
Oregon State	5-66-0	8-68-0	-	-	-	DNP
Washington State	4-101-0	DNP	3-45-0	2-7-0	-	DNP
Oregon	3-24-0	2-11-0	2-14-0	-	DNP	DNP
Stanford	3-49-1	8-51-0	DNP	2-25-0	-	-
Washington	2-17-0	4-46-0	DNP	3-29-0	-	-

RECEIVING (OTHER)

<i>Rec-Yds-TD</i>	#34 Vereen	#80 Miller	#20 Sofele	#48 Stevens	#19 Sparks
UC Davis	2-28-1	1-7-0	-	1-11-0	-
Colorado	3-18-1	-	1-1-1	1-8-0	DNP
Nevada	1-9-0	3-57-0	-	1-4-1	DNP
Arizona	2-13-0	-	-	-	DNP
UCLA	3-51-0	1-0-0	-	1-4-0	DNP
USC	3-45-1	1-7-0	1-1-0	DNP	-
Arizona State	2-8-0	2-19-0	1-8-0	-	-
Oregon State	-	3-53-1	-	-	-
Washington State	1-7-0	1-3-0	-	-	-
Oregon	1-10-0	1-6-0	-	-	-
Stanford	3-24-0	-	1-20-1	-	2-18-0
Washington	1-(-4)-0	-	1-(-2)-0	-	DNP

RECEIVING (OTHER)

<i>Rec-Yds-TD</i>	#22 Kapp	#45 Ladner	#90 Aigamaua	#31 Tyndall	#84 Wark	#33 Deboskie-J.
UC Davis	-	-	1-7-0	1-6-0	1-5-0	1-4-0
Colorado	-	-	-	-	DNP	-
Nevada	-	-	DNP	DNP	DNP	DNP
Arizona	-	1-5-0	DNP	DNP	DNP	DNP
UCLA	-	-	DNP	-	DNP	-
USC	-	-	DNP	-	DNP	DNP
Arizona State	-	-	DNP	-	DNP	-
Oregon State	-	1-(-1)-0	DNP	DNP	DNP	DNP
Washington State	-	1-8-0	DNP	DNP	DNP	DNP
Oregon	1-4-0	-	DNP	DNP	DNP	DNP
Stanford	1-3-0	-	DNP	-	DNP	DNP
Washington	1-6-0	-	DNP	DNP	DNP	DNP

PASSING

<i>Cmp-Att-Yds-Int, TD</i>	#13 Riley	#10 Mansion	#9 Sweeney	#21 Allen	#34 Vereen
UC Davis	14-20-258-0, 3	-	6-8-29-0,0	-	-
Colorado	15-24-197-0, 4	-	-	-	-
Nevada	23-37-277-3, 1	-	-	-	-
Arizona	13-26-116-1, 0	-	-	-	0-1-0-0, 0
UCLA	9-16-83-0, 1	-	-	-	-
USC	15-29-193-2, 2	-	-	-	-
Arizona State	19-28-240-0, 2	0-1-0-0, 0	-	-	-
Oregon State	3-5-45-0, 0	14-24-141-0, 1	-	-	-
Washington State	-	12-24-171-2, 0	-	-	-
Oregon	-	10-28-69-0, 0	-	-	-
Stanford	-	19-37-173-2, 1	-	1-1-17-0, 1	-
Washington	-	12-23-92-1, 0	-	-	-

PUNTING

<i>No-Avg, In 20, TB, LG</i>	#19 Anger
UC Davis	3-49.0, 1, 1, 52
Colorado	4-48.2, 2, 0, 66
Nevada	2-41.0, 0, 1, 48
Arizona	5-41.8, 2, 1, 64
UCLA	5-50.4, 3, 0, 55
USC	6-43.8, 2, 0, 53
Arizona State	5-47.8, 2, 0, 58
Oregon State	8-43.4, 1, 1, 61
Washington State	5-47.8, 3, 1, 53
Oregon	8-43.6, 2, 1, 57
Stanford	3-54.3, 2, 0, 71
Washington	8-42.9, 2, 1, 56

DEFENSIVE LINEMEN

<i>Solo-Ast, Big Plays</i>	#40 Tipoti	#55 Costanzo	#76 Hill	#91 Coleman	#92 Guyton	#95 Owusu	#96 Payne	#97 Jordan
UC Davis	0-0	0-0	0-1	2-2, 2 TFL	1-0, QS	0-0	0-0	2-1
Colorado	0-1	0-0	0-1	0-2, PBU	1-2, QS	0-4, 0.5 QS	0-2	3-2, 2 TFL, QS
Nevada	0-2	0-0	0-2	0-0, FR	0-1	0-0, PBU	0-1	2-4, 0.5 TFL
Arizona	1-0	0-0	1-0	1-0, TFL	0-0	0-0	1-0	3-3, QS, FF, PBU
UCLA	0-0	0-0	0-2	1-0	0-0	1-3, 0.5 TFL	0-0	2-2, QS
USC	3-1, TFL, FF	1-0	0-0	0-1	0-1	1-2, PBU	0-0	0-0
Arizona State	0-0	0-1	1-2	1-0	0-1	1-0	0-0	2-4, TFL, PBU
Oregon State	0-1	0-0	0-1	1-0	1-1, TFL	1-1, QS	0-1	2-4, QS, 2 TFL
Washington State	0-0	0-0	0-0	1-0	2-5, 2.5 QS, 3 TFL	2-0	0-0	8-4, 1.5 QS, 3 TFL, FF
Oregon	0-4, 0.5 TFL	0-0	1-2, QS, 2 TFL, FF, FR, PBU	2-0	2-4, 2 TFL	0-0, PBU	0-0	4-1, FF, PBU
Stanford	1-0	0-0	0-1, 0.5 TFL	1-1	0-0	0-0	0-0	1-2
Washington	0-0	0-0	0-1	0-2	1-3	1-0	0-2	3-3, 2 TFL, FR

LINEBACKERS

<i>Solo-Ast, Big Plays</i>	#3 Holt	#13 Price	#18 Mohamed	#30 Kendricks	#33 Forbes	#34 Hurrell
UC Davis	2-2, 2 PBU	0-0	4-3, PBU	1-1	0-1	2-0, FR
Colorado	3-4, TFL, PBU	3-1, FF, 2 QS	5-9, 0.5 TFL, INT	5-7, 2.5 TFL, 1.5 QS, FR	0-0	1-0
Nevada	6-10, FF	1-0	0-0	1-3, TFL	0-0	1-2
Arizona	5-1	0-1	1-1	3-0, 2 QS, FR	0-0	1-0
UCLA	1-0, TFL	1-0	2-3, 1.5 TFL	3-1, QS, 2.5 TFL	0-0	0-0
USC	1-3	0-0	4-6, FF	5-1, 0.5 TFL, FR	0-0	0-0
Arizona State	4-5, QS	1-1, TFL, FF	3-3	2-0, INT	0-0	0-1, PBU
Oregon State	4-5, QS, FF	0-0	3-3	3-3, TFL	0-0	0-0
Washington	0-1	0-0	1-0	4-1, QS	0-0	0-0
Oregon	6-3, 0.5 TFL, FF	0-0	11-5, QS	5-5, 1.5 TFL	0-0	0-1
Stanford	4-8, TFL	0-0	5-7, TFL	1-3	0-0	0-0
Washington	4-2, FR	0-0	7-7, TFL, FF, QS	6-2, 2 TFL, 2 QS	0-0	0-1

<i>Solo-Ast, Big Plays</i>	#37 Mullins	#41 Meadows	#42 Fanua	#43 Camporeale	#44 Wilkerson	#47 Browner
UC Davis	0-0	0-1	0-0	0-1	1-0	1-2, QS
Colorado	1-1, FF	0-0	1-0	0-0	0-1	0-0
Nevada	1-3	0-0	0-3	0-0	0-0	1-1, TFL, FF
Arizona	0-0	0-0	0-0	0-0	0-0	1-0
UCLA	0-0	0-0	0-0	0-0	0-0	1-1, 0.5 TFL
USC	0-0	0-0	0-0	0-0	0-0	6-2
Arizona State	1-0	0-0	0-0	0-0	0-0	0-1
Oregon State	0-0	0-0	0-0	0-0	0-0	1-2
Washington	0-0	0-0	0-0	0-0	0-0	0-0
Oregon	0-0	0-0	0-0	0-0	0-0	0-0
Stanford	1-0	0-0	0-0	0-0	0-0	1-3
Washington	0-0	0-0	0-0	0-0	0-0	1-3

DEFENSIVE BACKS

<i>Solo-Ast, Big Plays</i>	#1 Williams	#2 Anthony	#6 Logan	#7 Campbell	#8 Moncrease	#11 Cattouse
UC Davis	0-0	1-0, PBU	0-0	0-3	0-0	2-2
Colorado	1-0, INT	3-4, PBU	1-0	0-2	3-1	2-1 PBU
Nevada	0-0	5-4, 0.5 TFL, FF	0-0	0-0	1-0	1-0
Arizona	1-0	5-0, PBU	0-0	5-0, PBU	0-0	0-0
UCLA	2-1, QS, PBU	3-1, PBU	0-0	1-1, PBU	1-0	2-3
USC	2-0, PBU	2-0	0-0	2-0, QS	0-0	5-0
Arizona State	1-0	1-0, INT, PBU	0-0	1-0, QS	1-0, FF	4-4, INT, 2 PBU
Oregon State	2-3, 2 PBU	6-4, PBU	0-0	0-0	0-0	4-4, PBU
Washington State	1-0	3-0	0-0	2-0	1-0	3-0, QS, PBU
Oregon	4-2	2-1	0-0	0-1	1-1	1-2
Stanford	1-3, FF	0-0	0-0	0-0	0-0	10-5, PBU
Washington	1-1	1-2, INT	0-0	1-2	1-1	3-1, PBU

<i>Solo-Ast, Big Plays</i>	#15 Nnabuife	#17 Conte	#23 Hill	#26 Hagan	#22 Davis
UC Davis	0-1	0-1	1-0	2-0	1-0
Colorado	1-1, INT	1-1	2-0	1-3, FR, PBU	0-1
Nevada	1-1, 0.5 TFL	2-5	3-5, 0.5 TFL	2-1	0-0
Arizona	3-1, 2 TFL	8-0, INT	2-2	4-2, PBU	0-0
UCLA	4-0, PBU	4-1, FF	2-0, FR	3-2, 2 QS, INT, PBU	0-0
USC	0-2	10-6, 1.5 TFL	4-2	2-0	2-0, TFL
Arizona State	0-0	2-1, PBU, BLK	2-3	6-0	0-0
Oregon State	0-0	3-5, PBU	1-2	1-0	0-0
Washington	0-0	2-0	0-0, PBU	3-0, 2 PBU	0-0
Oregon	0-1	4-4, 0.5 TFL, PBU	4-2, 3 PBU	4-0	0-0
Stanford	4-2, 0.5 TFL	6-1	2-4, 0.5 TFL	0-0	0-0
Washington	0-0	4-3	1-0, TFL	2-0	0-0

GAME-BY-GAME OFFENSIVE STARTERS

Opponent	QB	TB	WR	WR	TE	FB	LT	LG	C	RG	RT
UC Davis	Riley	Vereen	Jones	Allen	Miller	Stevens	Schwartz	Schwenke	Guarnero	Cheadle	Edwards
Colorado	Riley	Vereen	Jones	Allen	Miller	Ladner (TE)	Schwartz	Schwenke	Guarnero	Cheadle	Edwards
Nevada	Riley	Vereen	Jones	Calvin	Miller	Ladner (TE)	Schwartz	Schwenke	Guarnero	Cheadle	Edwards
Arizona	Riley	Vereen	Jones	Ross	Miller	Stevens	Schwartz	Schwenke	Guarnero	Cheadle	Edwards
UCLA	Riley	Vereen	Jones	Allen	Miller	Stevens	Schwartz	Schwenke	Galas	Cheadle	Edwards
USC	Riley	Vereen	Jones	Allen	Miller	Ladner (TE)	Schwartz	Schwenke	Guarnero	Cheadle	Edwards
Arizona State	Riley	Vereen	Jones	Allen	Miller	Calvin (WR)	Schwartz	Schwenke	Guarnero	Cheadle	Edwards
Oregon State	Riley	Vereen	Jones	Allen	Miller	Stevens	Schwartz	Schwenke	Guarnero	Cheadle	Edwards
Washington State	Mansion	Vereen	Jones	Ross	Miller	Calvin (WR)	Schwartz	Summers-Gavin	Guarnero	Schwenke	Edwards
Oregon	Mansion	Vereen	Jones	Allen	Miller	Ladner (TE)	Schwartz	Summers-Gavin	Guarnero	Schwenke	Edwards
Stanford	Mansion	Vereen	Jones	Allen	Ladner	Stevens	Schwartz	Summers-Gavin	Guarnero	Schwenke	Edwards
Washington	Mansion	Vereen	Jones	Allen	Miller	Ladner (TE)	Schwartz	Summers-Gavin	Guarnero	Schwenke	Edwards



Kevin Riley



Donovan Edwards

GAME-BY-GAME DEFENSIVE STARTERS

Opponent	DE	NT	DE	OLB	ILB	ILB	OLB	CB	S	S	CB
UC Davis	Jordan	Payne	Owusu	Kendricks	Mohamed	Holt	Browner	Anthony	Conte	J. Hill	Hagan
Colorado	Jordan	Payne	Owusu	Kendricks	Mohamed	Holt	Browner	Anthony	Conte	J. Hill	Hagan
Nevada	Jordan	D. Hill	Owusu	Kendricks	Mullins	Holt	Browner	Anthony	Conte	J. Hill	Hagan
Arizona	Jordan	D. Hill	Owusu	Kendricks	Mohamed	Holt	Browner	Anthony	Conte	J. Hill	Hagan
UCLA	Jordan	D. Hill	Owusu	Kendricks	Mohamed	Holt	Browner	Anthony	Conte	J. Hill	Hagan
USC	Jordan	D. Hill	Owusu	Kendricks	Mohamed	Holt	Browner	Anthony	Conte	J. Hill	Hagan
Arizona State	Jordan	D. Hill	Owusu	Kendricks	Mohamed	Holt	Cattouse (S)	Anthony	Conte	J. Hill	Williams
Oregon State	Jordan	D. Hill	Owusu	Kendricks	Mohamed	Holt	Browner	Anthony	Conte	Cattouse	William
Washington State	Jordan	Guyton	Owusu	Kendricks	Campbell (S)	Holt	J. Hill (NB)	Anthony	Conte	Cattouse	Hagan
Oregon	Jordan	D. Hill	Guyton	Kendricks	Mohamed	Holt	J. Hill (NB)	Anthony	Conte	Cattouse	Hagan
Stanford	Jordan	D. Hill	Guyton	Kendricks	Mohamed	Holt	Browner	Nnabuife	Conte	Cattouse	Williams
Washington	Jordan	D. Hill	Owusu	Kendricks	Mohamed	Holt	Browner	Anthony	Conte	Cattouse	Hagan



Derrick Hill



D.J. Holt

CALIFORNIA LONG PLAYS (20+ YARDS)

RUSHES (11)

- 59 Vereen at Nevada (TD)
- 50 Vereen at Nevada (TD)
- 48 Ross vs. UCLA (TD)
- 45 Allen vs. Washington
- 35 Vereen at Nevada
- 31 Vereen vs. Oregon
- 28 Mansion at Washington State
- 27 Ross at Washington State (TD)
- 24 Sofele vs. UCLA
- 23 Jones vs. Colorado
- 23 Sofele at Washington State

PUNT RETURNS (5)

- 37 Ross vs. UC Davis
- 32 Ross vs. Arizona State
- 28 Ross vs. Arizona State
- 23 Ross vs. Colorado
- 22 Ross vs. UCLA

KICK RETURNS (26)

- 61 Allen vs. Arizona State
- 41 Sofele at USC
- 39 Allen vs. Arizona State
- 33 Edmond vs. Washington
- 32 Sofele at Washington State
- 30 Allen vs. Stanford
- 29 Sofele vs. UCLA
- 27 Allen at Oregon State
- 27 Allen vs. Washington
- 26 Allen vs. Stanford
- 26 Ross vs. Oregon
- 25 Allen vs. Stanford
- 25 Edmond at USC
- 23 Edmond at USC
- 22 Ross vs. Oregon
- 22 Ross at Nevada
- 22 Ross at Arizona
- 21 Allen vs. Stanford
- 21 Conte at Washington State
- 21 Sparks vs. Arizona State
- 21 Ross at Nevada
- 20 Conte at Washington State
- 20 Allen at Oregon State
- 20 Sofele at USC
- 20 Ross at Nevada
- 20 Ross at Arizona

PASSES (26)

- 62 Riley to Jones vs. Colorado
- 52 Riley to Jones vs. Arizona State (TD)
- 51 Riley to Jones vs. UC Davis
- 50 Mansion to Jones at Washington State
- 48 Riley to Allen vs. UC Davis (TD)
- 45 Mansion to Miller at Oregon State (TD)
- 45 Riley to Allen vs. UC Davis
- 42 Riley to Jones vs. Arizona State
- 39 Riley to Jones at Nevada
- 32 Riley to Jones at Oregon State
- 32 Riley to Ross vs. Arizona State
- 32 Riley to Allen at USC
- 32 Riley to Miller at Nevada
- 31 Riley to Vereen at USC (TD)
- 31 Riley to Vereen vs. UCLA
- 30 Riley to Ross at USC
- 29 Riley to Allen vs. Colorado
- 26 Riley to Calvin at USC
- 27 Mansion to Jones at Washington State
- 27 Riley to Ross vs. Colorado
- 24 Riley to Jones at Nevada
- 23 Riley to Vereen vs. UC Davis (TD)
- 22 Riley to Jones at Arizona
- 22 Mansion to Allen vs. Washington
- 21 Mansion to Jones vs. Stanford
- 21 Mansion to Ross at Washington State
- 20 Mansion to Allen at Oregon State

FUMBLE RETURNS (2)

- 82 Hagan vs. Colorado (TD)
- 21 Jordan vs. Washington (TD)



Keenan Allen



Darian Hagan

PARTICIPATION

No	Name	GP/GS	UCD	CU	NEV	ARIZ	UCLA	USC	ASU	OSU	WSU	ORE	STAN	WASH
90	Aigamaua, Solomona	2/-	XXX	XXX
21	Allen, Keenan	11/9	START	START	XXX	XXX	START	START	START	START	...	START	START	START
19	Anger, Bryan	12/-	XXX	XXX	XXX	XXX	XXX	XXX	XXX	XXX	XXX	XXX	XXX	XXX
2	Anthony, Marc	11/11	START	START	START	START	START	START	START	START	START	START	...	START
81	Bostock, Ross	3/-	XXX	XXX	XXX
68	Brazinski, Mark	2/-	XXX	XXX
47	Browner, Keith	12/9	START	START	START	START	START	START	XXX	START	XXX	XXX	START	START
11	Calvin, Michael	11/3	...	XXX	START	XXX	XXX	XXX	START	XXX	START	XXX	XXX	XXX
7	Campbell, D.J.	12/1	XXX	XXX	XXX	XXX	XXX	XXX	XXX	XXX	START	XXX	XXX	XXX
43	Camporeale, Dan	1/-	XXX
11	Cattouse, Sean	12/6	XXX	XXX	XXX	XXX	XXX	XXX	START	START	START	START	START	START
61	Cheadle, Justin	12/8	START	START	START	START	START	START	START	START	XXX	XXX	XXX	XXX
57	Clark, Austin	3/-	XXX	XXX	XXX
91	Coleman, Deandre	12/-	XXX	XXX	XXX	XXX	XXX	XXX	XXX	XXX	XXX	XXX	XXX	XXX
17	Conte, Chris	12/12	START	START	START	START	START	START	START	START	START	START	START	START
55	Costanzo, Michael	10/-	XXX	XXX	XXX	...	XXX	XXX	XXX	XXX	XXX	...	XXX	XXX
16	D'Amato, Vincenzo	1/-	...	XXX
22	Davis, Ryan	6/-	XXX	XXX	XXX	XXX	XXX	XXX	...
33	DeBoskie-Johnson	4/-	XXX	XXX	XXX	...	XXX
71	DeMartinis, Sam	4/-	XXX	XXX	XXX	XXX	...
29	Dumont, Nico	4/-	XXX	XXX	...	XXX	XXX
2	Edmond, Coleman	6/-	XXX	XXX	XXX	XXX	XXX	XXX
53	Edwards, Donovan	12/12	START	START	START	START	START	START	START	START	START	START	START	START
31	Ellison, Tyre	7/-	XXX	XXX	XXX	...	XXX	XXX	XXX	XXX
42	Fanua, Steven	4/-	XXX	XXX	XXX	XXX
73	Fisher, Richard	12/-	XXX	XXX	XXX	XXX	XXX	XXX	XXX	XXX	XXX	XXX	XXX	XXX
33	Forbes, Nick	2/-	XXX	XXX
65	Galas, Dominic	12/1	XXX	XXX	XXX	XXX	START	XXX	XXX	XXX	XXX	XXX	XXX	XXX
52	Gates, Justin	2/-	XXX	XXX
89	Graffort, Garry	5/-	XXX	XXX	XXX	XXX	XXX
54	Guarero, Chris	11/11	START	START	START	START	...	START	START	START	START	START	START	START
92	Guyton, Trevor	11/4	XXX	XXX	XXX	...	XXX	XXX	XXX	XXX	START	START	START	START
26	Hagan, Darian	11/9	START	START	START	START	START	START	XXX	XXX	START	START
87	Hagan, Spencer	12/-	XXX	XXX	XXX	XXX	XXX	XXX	XXX	XXX	XXX	XXX	XXX	XXX
76	Hill, Derrick	11/9	XXX	XXX	START	START	START	START	START	START	...	START	START	START
23	Hill, Josh	12/9	START	START	START	START	START	START	START	XXX	START	START	XXX	XXX
3	Holt, D.J.	12/12	START	START	START	START	START	START	START	START	START	START	START	START
34	Hurrell, J.P.	12/-	XXX	XXX	XXX	XXX	XXX	XXX	XXX	XXX	XXX	XXX	XXX	XXX
1	Jones, Marvin	12/12	START	START	START	START	START	START	START	START	START	START	START	START
97	Jordan, Cameron	12/12	START	START	START	START	START	START	START	START	START	START	START	START
22	Kapp, Will	12/-	XXX	XXX	XXX	XXX	XXX	XXX	XXX	XXX	XXX	XXX	XXX	XXX
30	Kendricks, Mych	12/12	START	START	START	START	START	START	START	START	START	START	START	START
45	Ladner, Spencer	12/6	XXX	START	START	XXX	XXX	START	XXX	XXX	XXX	START	START	START
5	Lagemann, Alex	10/-	XXX	XXX	XXX	XXX	XXX	...	XXX	XXX	XXX	...	XXX	XXX
6	Logan, Alex	5/-	XXX	XXX	XXX	XXX	XXX
10	Mansion, Brock	8/4	XXX	...	XXX	XXX	XXX	START	START	START	START
41	Meadows, Jerome	1/-	XXX
80	Miller, Anthony	12/11	START	START	START	START	START	START	START	START	START	START	XXX	START
18	Mohamed, Mike	11/10	START	START	...	START	START	START	START	START	XXX	START	START	START
8	Moncrease, C.J.	12/-	XXX	XXX	XXX	XXX	XXX	XXX	XXX	XXX	XXX	XXX	XXX	XXX
37	Mullins, Robert	10/1	XXX	XXX	START	XXX	XXX	XXX	XXX	XXX	XXX	XXX
15	Nnabuiife, Bryan	9/1	XXX	XXX	XXX	XXX	XXX	XXX	XXX	XXX	START	...
25	Oliver, Dash	1/-	XXX
95	Owusu, Ernest	12/9	START	START	START	START	START	START	START	START	START	XXX	XXX	XXX
96	Payne, Kendrick	10/2	START	START	XXX	XXX	...	XXX	XXX	XXX	...	XXX	XXX	XXX
39	Porter, Clark	1/-	...	XXX
13	Price, Jarred	11/-	XXX	XXX	XXX	XXX	XXX	XXX	XXX	...	XXX	XXX	XXX	XXX
77	Rigsbee, Tyler	4/-	XXX	XXX	XXX	XXX	...
13	Riley, Kevin	8/8	START	START	START	START	START	START	START	START
50	Rios, Matt	12/-	XXX	XXX	XXX	XXX	XXX	XXX	XXX	XXX	XXX	XXX	XXX	XXX
3	Ross, Jeremy	10/2	XXX	XXX	XXX	START	XXX	XXX	XXX	XXX	START	XXX
72	Schwartz, Mitch	12/12	START	START	START	START	START	START	START	START	START	START	START	START
57	Schwenke, Brian	12/12	START	START	START	START	START	START	START	START	START	START	START	START
76	Siddoway, Charles	3/-	XXX	XXX	XXX
20	Sofele, Isi	12/-	XXX	XXX	XXX	XXX	XXX	XXX	XXX	XXX	XXX	XXX	XXX	XXX
19	Sparks, Jarrett	7/-	XXX	XXX	XXX	XXX	XXX	XXX	XXX	...
48	Stevens, Eric	11/5	START	XXX	XXX	START	START	...	XXX	START	XXX	XXX	START	XXX
75	Summers-Gavin	11/4	...	XXX	XXX	XXX	XXX	XXX	XXX	XXX	START	START	START	START
9	Sweeney, Beau	2/-	XXX	XXX
40	Tavecchio, Giorgio	12/-	XXX	XXX	XXX	XXX	XXX	XXX	XXX	XXX	XXX	XXX	XXX	XXX
17	Tedford, Quinn	1/-	XXX
40	Tipoti, Aaron	10/-	XXX	XXX	XXX	XXX	XXX	XXX	...	XXX	...	XXX	XXX	XXX
31	Tyndall, John	6/-	XXX	XXX	XXX	XXX	XXX	XXX	...
34	Vereen, Shane	12/12	START	START	START	START	START	START	START	START	START	START	START	START
84	Wark, Jacob	1/-	XXX
44	Wilkerson, David	3/-	XXX	XXX	XXX
1	Williams, Steve	12/3	XXX	XXX	XXX	XXX	XXX	XXX	START	START	XXX	XXX	START	XXX
23	Yarnway, Dasarte	3/-	XXX	XXX	XXX

PACIFIC-10 RESULTS & HONORS

2010 PAC-10 STANDINGS

	Conference					Overall				
	W	L	Pct	Pts	Opp	W	L	Pct	Pts	Opp
1. Oregon	9	0	1.000	403	208	12	1	.923	611	243
2. Stanford	8	1	.889	327	159	12	1	.923	524	226
3. USC	5	4	.556	289	256	8	5	.615	403	347
Washington	5	4	.556	186	275	7	6	.538	284	381
5. Arizona	4	5	.444	230	224	7	6	.538	367	295
Arizona State	4	5	.444	273	251	6	6	.500	387	300
Oregon State	4	5	.444	213	227	5	7	.417	293	322
8. California	3	6	.333	175	209	5	7	.417	310	271
9. UCLA	2	7	.222	155	308	4	8	.333	242	364
10. Washington State	1	8	.111	174	308	2	10	.167	235	430



2010 ALL-PAC-10 FOOTBALL TEAM

FIRST TEAM OFFENSE

QB Andrew Luck, So., Stanford
 RB LaMichael James, So., Oregon
 RB Owen Marecic, Sr., Stanford
 RB Jacquizz Rodgers, Jr., Oregon State
 WR Juron Criner, Jr., Arizona
 WR Jeff Maehl, Sr., Oregon
 TE David Paulson, Jr., Oregon
 OL Chase Beeler, Sr., Stanford
 OL David DeCastro, Jr., Stanford
 OL Jordan Holmes, Sr., Oregon
 OL Jonathan Martin, Jr., Stanford
 OL Tyron Smith, Jr., USC

SECOND TEAM OFFENSE

QB Darron Thomas, So., Oregon
 RB Johnathan Franklin, So., UCLA
 RB Chris Polk, So., Washington
 RB Shane Vereen, Jr., California
 WR Doug Baldwin, Sr., Stanford
 WR Jermaine Kearse, Jr., Washington
 TE Coby Fleener, Sr., Stanford
 OL Colin Baxter, Sr., Arizona
 OL Adam Grant, Grad., Arizona
 OL Alex Linnenkohl, Sr., Oregon State
 OL Mitchell Schwartz, Jr., California
 OL Bo Thran, Sr., Oregon

FIRST TEAM DEFENSE

DL Jurrell Casey, Jr., USC
 DL Cameron Jordan, Sr., California
 DL Stephen Paea, Sr., Oregon State
 DL Brooks Reed, Sr., Arizona
 LB Akeem Ayers, Jr., UCLA
 LB Mason Foster, Sr., Washington
 LB Casey Matthews, Sr., Oregon
 DB Omar Bolden, Jr., Arizona State
 DB Chris Conte, Sr., California
 DB Talmadge Jackson, Sr., Oregon
 DB Rahim Moore, Jr., UCLA

SECOND TEAM DEFENSE

DL Brandon Bair, Sr., Oregon
 DL Ricky Elmore, Sr., Arizona
 DL Sione Fua, Sr., Stanford
 DL Kenny Rowe, Sr., Oregon
 LB Vontaze Burfett, So., Arizona State
 LB Mychal Kendricks, Jr., California
 LB Mike Mohamed, Sr., California
 DB Cliff Harris, So., Oregon
 DB Delano Howell, Jr., Stanford
 DB T.J. McDonald, So., USC
 DB Nate Williams, Sr., Washington

FIRST TEAM SPECIALISTS

PK Nate Whitaker, Sr., Stanford
 P Bryan Anger, Jr., California
 KOR Robert Woods, Fr., USC
 PR Cliff Harris, So., Oregon
 ST Chike Amajoyi, Sr., Stanford

SECOND TEAM SPECIALISTS

PK Kai Forbath, Sr., UCLA
 P Jeff Locke, So., UCLA
 KOR Omar Bolden, Jr., Arizona State
 PR Ronald Johnson, Sr., USC
 ST Bryson Littlejohn, Sr., Oregon
 ST – Special teams player (not a kicker or returner)

HONORABLE MENTION

CALIFORNIA: DB Sean Cattouse, Jr.; OL Chris Guarnero, Sr.; DB Darian Hagan, Sr.; LB D.J. Holt, Jr.; WR Marvin Jones, Jr.

COACH OF THE YEAR

Chip Kelly, Oregon

OFFENSIVE PLAYER OF THE YEAR

Andrew Luck, QB, So., Stanford

PAT TILLMAN DEFENSIVE PLAYER OF THE YEAR

Stephen Paea, DT, Sr., Oregon State

OFFENSIVE FRESHMAN OF THE YEAR

Robert Woods, WR, USC

DEFENSIVE FRESHMAN OF THE YEAR

Junior Onyeali, DE, Arizona State

PACIFIC-10 STATISTICS

2010 TEAM STATISTICS

SCORING OFFENSE

Team	G	TD	FG	XPT	2XP	DXP	Saf	Points	Avg/G
1. Oregon	13	81	72	7	0	13	0	611	47.0
2. Stanford	13	68	61	2	0	17	0	524	40.3
3. Arizona State	12	48	42	2	0	17	1	387	32.2
4. USC	13	53	43	5	1	10	0	403	31.0
5. Arizona	13	47	41	0	0	14	1	367	28.2
6. California	12	40	37	0	0	11	0	310	25.8
7. Oregon State	12	39	35	0	0	8	0	293	24.4
8. Washington	13	35	33	0	0	13	1	284	21.8
9. UCLA	12	29	27	1	0	13	0	242	20.2
10. Washington State	12	31	28	0	0	7	0	235	19.6

SCORING DEFENSE

Team	G	TD	FG	XPT	2XP	DXP	Saf	Points	Avg/G
1. Stanford	13	29	27	1	0	7	1	226	17.4
2. Oregon	13	27	24	1	0	17	2	243	18.7
3. California	12	34	32	1	0	11	0	271	22.6
4. Arizona	13	36	30	1	0	15	1	295	22.7
5. Arizona State	12	36	32	1	1	16	0	300	25.0
6. USC	13	45	36	1	0	13	0	347	26.7
7. Oregon State	12	42	39	1	0	9	1	322	26.8
8. Washington	13	49	45	2	0	12	1	381	29.3
9. UCLA	12	46	42	2	0	14	0	364	30.3
10. Washington State	12	58	52	3	0	8	0	430	35.8

TOTAL OFFENSE

Team	G	Rush	Pass	Plays	Yards	Avg/P	TD	Avg/G
1. Oregon	13	3721	3178	1024	6899	6.7	73	530.7
2. Stanford	13	2779	3363	914	6142	6.7	66	472.5
3. Arizona	13	1712	4000	959	5712	6.0	45	439.4
4. USC	13	2467	3142	930	5609	6.0	48	431.5
5. Arizona State	12	1671	3437	877	5108	5.8	42	425.7
6. Washington	13	2238	2475	857	4713	5.5	34	362.5
7. California	12	1906	2101	761	4007	5.3	35	333.9
8. Washington State	12	1092	2870	801	3962	4.9	30	330.2
9. Oregon State	12	1435	2483	759	3918	5.2	37	326.5
10. UCLA	12	2107	1693	802	3800	4.7	29	316.7

TOTAL DEFENSE

Team	G	Rush	Pass	Plays	Yards	Avg/P	TD	Avg/G
1. California	12	1585	2244	797	3829	4.8	30	319.1
2. Stanford	13	1571	2626	830	4197	5.1	28	322.8
3. Arizona	13	1712	2719	894	4431	5.0	34	340.8
4. Oregon	13	1665	2833	963	4498	4.7	26	346.0
5. Arizona State	12	1443	2943	871	4386	5.0	32	365.5
6. Washington	13	2476	2527	889	5003	5.6	47	384.8
7. USC	13	1826	3374	880	5200	5.9	42	400.0
8. Oregon State	12	2154	2741	862	4895	5.7	42	407.9
9. UCLA	12	2466	2575	833	5041	6.1	42	420.1
10. Washington State	12	2643	2961	832	5604	6.7	55	467.0

RUSHING OFFENSE

Team	G	Att	Yards	Avg./A	TD0-0-0-0, 0 Avg/G
1. Oregon	13	629	3721	5.9	420-0-0-0, 0 286.2
2. Stanford	13	535	2779	5.2	340-0-0-0, 0 213.8
3. USC	13	478	2467	5.2	200-0-0-0, 0 189.8
4. UCLA	12	484	2107	4.4	200-0-0-0, 0 175.6
5. Washington	13	481	2238	4.7	150-0-0-0, 0 172.2
6. California	12	429	1906	4.4	190-0-0-0, 0 158.8
7. Arizona State	12	413	1671	4.0	190-0-0-0, 0 139.2
8. Arizona	13	435	1712	3.9	200-0-0-0, 0 131.7
9. Oregon State	12	384	1435	3.7	180-0-0-0, 0 119.6
10. Washington State	12	417	1092	2.6	110-0-0-0, 0 91.0

RUSHING DEFENSE

Team	G	Att	Yards	Avg./A	TD0-0-0-0, 0 Avg/G
1. Arizona State	12	441	1443	3.3	140-0-0-0, 0 120.2
2. Stanford	13	406	1571	3.9	120-0-0-0, 0 120.8
3. Oregon	13	474	1665	3.5	110-0-0-0, 0 128.1
4. Arizona	13	481	1712	3.6	160-0-0-0, 0 131.7
5. California	12	435	1585	3.6	150-0-0-0, 0 132.1
6. USC	13	416	1826	4.4	120-0-0-0, 0 140.5
7. Oregon State	12	506	2154	4.3	190-0-0-0, 0 179.5
8. Washington	13	530	2476	4.7	320-0-0-0, 0 190.5
9. UCLA	12	473	2466	5.2	230-0-0-0, 0 205.5
10. Washington State	12	473	2643	5.6	300-0-0-0, 0 220.2

PASS OFFENSE

Team	G	Comp-Att-Int	Pct.	Yards	Avg./A	TD	Avg/G
1. Arizona	13	524-357-12	68.1	4000	7.6	25	307.7
2. Arizona State	12	464-279-17	60.1	3437	7.4	23	286.4
3. Stanford	13	379-266-8	70.2	3363	8.9	32	258.7
4. Oregon	13	395-248-9	62.8	3178	8.0	31	244.5
5. USC	13	452-278-13	61.5	3142	7.0	28	241.7
6. Washington State	12	384-227-12	59.1	2870	7.5	19	239.2
7. Oregon State	12	375-221-12	58.9	2483	6.6	19	206.9
8. Washington	13	376-205-9	54.5	2475	6.6	19	190.4
9. California	12	332-185-11	55.7	2101	6.3	16	175.1
10. UCLA	12	318-162-14	50.9	1693	5.3	9	141.1

PASS DEFENSE

Team	G	Comp-Att-Int	Pct.	Yards	Avg./A	TD	Avg/G
1. California	12	362-203-9	56.1	2244	6.2	15	187.0
2. Washington	13	359-216-12	60.2	2527	7.0	15	194.4
3. Stanford	13	424-241-18	56.8	2626	6.2	16	202.0
4. Arizona	13	413-233-9	56.4	2719	6.6	18	209.2
5. UCLA	12	360-225-7	62.5	2575	7.2	19	214.6
6. Oregon	13	489-263-21	53.8	2833	5.8	15	217.9
7. Oregon State	12	356-222-10	62.4	2741	7.7	23	228.4
8. Arizona State	12	430-271-12	63.0	2943	6.8	18	245.2
9. Washington State	12	359-238-11	66.3	2961	8.2	25	246.8
10. USC	13	464-278-15	59.9	3374	7.3	30	259.5

PASS EFFICIENCY

Team	G	Att-Cmp	Pct	Int	Yds	TD	Effic
1. Stanford	13	379-266	70.2	8	3363	32	168.4
2. Oregon	13	395-248	62.8	9	3178	31	151.7
3. Arizona	13	524-357	68.1	12	4000	25	143.4
4. USC	13	452-278	61.5	13	3142	28	134.6
5. Washington State	12	384-227	59.1	12	2870	19	132.0
6. Arizona State	12	464-279	60.1	17	3437	23	131.4
7. Oregon State	12	375-221	58.9	12	2483	19	124.9
8. Washington	13	376-205	54.5	9	2475	19	121.7
9. California	12	332-185	55.7	11	2101	16	118.2
10. UCLA	12	318-162	50.9	14	1693	9	96.2

PASS DEFENSE EFFICIENCY

Team	G	Att-Cmp	Int	Pct	Yds	TD	Effic
1. Oregon	13	489-263	21	53.8	2833	15	104.0
2. Stanford	13	424-241	18	56.8	2626	16	112.8
3. California	12	362-203	9	56.1	2244	15	116.8
4. Arizona	13	413-233	9	56.4	2719	18	121.7
5. Washington	13	359-216	12	60.2	2527	15	126.4
6. Arizona State	12	430-271	12	63.0	2943	18	128.7
7. USC	13	464-278	15	59.9	3374	30	135.9
8. UCLA	12	360-225	7	62.5	2575	19	136.1
9. Oregon State	12	356-222	10	62.4	2741	23	142.7
10. Washington State	12	359-238	11	66.3	2961	25	152.4

SACKS BY

Team	G	Sacks	Yards
1. Stanford	13	36	241
2. California	12	34	224
3. Oregon	13	33	198
Arizona	13	33	221
5. Oregon State	12	30	206
6. Washington	13	28	176
USC	13	28	185
8. UCLA	12	25	140
9. Washington State	12	23	180
Arizona State	12	23	173

TURNOVER MARGIN

Team	G	Gained			Lost			Margin	Per/G
		Fumb	Int	Total	Fumb	Int	Total		
1. Stanford	13	12	18	30	9	8	17	+13	1.00
Oregon	13	16	21	37	15	9	24	+13	1.00
3. Oregon State	12	10	10	20	4	12	16	+4	0.33
4. USC	13	11	15	26	9	13	22	+4	0.31
5. California	12	10	9	19	6	11	17	+2	0.17
6. Washington	13	7	12	19	8	9	17	+2	0.15
7. Washington State	12	11	11	22	11	12	23	-1	-0.08
8. Arizona	13	9	9	18	10	12	22	-4	-0.31
9. Arizona State	12	5	12	17	6	17	23	-6	-0.50
10. UCLA	12	11	7	18	15	14	29	-11	-0.92

2010 INDIVIDUAL STATISTICS

RUSHING

Player, TEAM	Cl	G	Att	Yards	Avg	TD	Long	Avg/G
1. James, L, ORE	So.	12	294	1731	5.9	21	76	144.2
2. Polk, Chris, WASH	So.	13	260	1415	5.4	9	72	108.8
3. Rodgers, Jacq, OSU	Jr.	12	256	1184	4.6	14	74	98.7
4. Vereen, Shane, CAL	Jr.	12	231	1167	5.1	13	59	97.2
5. Franklin, Johna, UCLA	So.	12	214	1127	5.3	8	59	93.9

PASSING AVG/GAME

Player, TEAM	Cl	G	Att-Comp-Int	Yards	TD	Avg/G
1. Foles, Nick, ARIZ	Jr.	11	426-286-10	3191	20	290.1
2. Luck, A, STAN	So.	13	372-263-8	3338	32	256.8
3. Barkley, Matt, USC	So.	12	377-236-12	2791	26	232.6
4. Tuel, Jeff, WSU	So.	12	366-219-12	2780	18	231.7
5. Threet, Steven, ASU	Jr.	11	336-208-16	2534	18	230.4
10. Mansion, Brock, CAL	Jr.	9	137-67-5	646	2	71.8

PASS EFFICIENCY

Player, TEAM	Cl	G	Att-Comp-Int	Yards	TD	Effic
1. Luck, A, STAN	So.	13	372-263-8	3338	32	170.2
2. Thomas, Darron, ORE	So.	13	361-222-9	2881	30	151.0
3. Barkley, Matt, USC	So.	12	377-236-12	2791	26	141.2
4. Foles, Nick, ARIZ	Jr.	11	426-286-10	3191	20	140.9
5. Threet, Steven, ASU	Jr.	11	336-208-16	2534	18	133.4
10. Mansion, Brock, CAL	Jr.	9	137-67-5	646	2	86.0

RECEPTIONS/GAME

Player, TEAM	Cl	G	No	Yards	TD	Lg	Yds/G	Rec/G
1. Criner, Juron, ARIZ	Jr.	13	82	1233	11	85	15.0	6.31
2. Maehl, Jeff, ORE	Sr.	13	77	1076	12	81	14.0	5.92
3. Karstetter, Jar, WSU	Jr.	12	62	658	7	37	10.6	5.17
4. Woods, Robert, USC	Fr.	13	64	786	6	61	12.3	4.92
Johnson, Ronald, USC	Sr.	13	64	692	8	53	10.8	4.92

RECEIVE YDS/GAME

Player, TEAM	Cl	G	No	Yards	TD	Lg	Avg/C	Avg/G
1. Criner, Juron, ARIZ	Jr.	13	82	1233	11	85	15.0	94.8
2. Wilson, Marq, WSU	Fr.	12	55	1006	6	83	18.3	83.8
3. Maehl, Jeff, ORE	Sr.	13	77	1076	12	81	14.0	82.8
4. Kearse, J, WASH	Jr.	13	63	1005	12	66	16.0	77.3
5. Baldwin, D, STAN	Sr.	13	58	857	9	81	14.8	65.9
6. Jones, Marvin, CAL	Jr.	12	50	765	4	62	15.3	63.8

PUNT RETURNS

Player, TEAM	Cl	G	Ret	Yards	TD	Long	Avg
1. Harris, Cliff, ORE	So.	13	29	546	4	79	18.8
2. Johnson, Ronald, USC	Sr.	13	22	312	1	89	14.2
3. Ross, Jeremy, CAL	Sr.	10	22	279	0	37	12.7
4. Terrell, D, STAN	So.	10	18	219	0	34	12.2
5. Miles, Jamal, ASU	So.	12	29	248	0	49	8.6

INTERCEPTIONS

Player, TEAM	Cl	G	Int	Yards	TD	Long	Int/G
1. Harris, Cliff, ORE	So.	13	6	92	1	76	0.46
2. Howell, D, STAN	Jr.	12	5	0	0	0	0.42
3. Boyett, John, ORE	So.	13	5	57	1	39	0.38
Fellner, Nathan, WASH	So.	13	5	0	0	0	0.38
5. Dockery, James, OSU	Sr.	12	4	0	0	0	0.33

KICK RETURNS

Player, TEAM	Cl	G	Ret.	Yards	TD	Long	Avg.
1. Lewis, LeQuan, ASU	Sr.	12	15	428	1	100	28.5
2. Poyer, Jordan, OSU	So.	12	33	917	0	47	27.8
3. Middlebrooks, K, ASU	Fr.	11	16	423	0	95	26.4
4. Cobb, Travis, ARIZ	Sr.	12	34	887	1	100	26.1
5. Woods, Robert, USC	Fr.	13	38	971	1	97	25.6
9. Allen, Keenan, CAL	Fr.	12	18	406	0	61	22.6

FUMBLES FORCED

Player, TEAM	Cl	G	Num	Avg/G
1. Rowe, Kenny, ORE	Sr.	13	5	0.38
2. Paea, Stephen, OSU	Sr.	12	4	0.33
3. Aiyewa, Victor, WASH	Sr.	13	4	0.31
4. Hardin, Brandon, OSU	Jr.	12	3	0.25
Jordan, Cameron, CAL	Sr.	12	3	0.25
Holt, D.J, CAL	Jr.	12	3	0.25

FUMBLES RECOVERED

Player, TEAM	Cl	G	Num	Avg/G
1. Higgins, Hall, WSU	Sr.	12	3	0.25
Kendricks, Mychal, CAL	Jr.	12	3	0.25
3. Lokombo, Boseko, ORE	Fr.	13	3	0.23
Matthews, Casey, ORE	Sr.	13	3	0.23
5. Pankey, Keith, OSU	Sr.	11	2	0.18
Smith, Malcolm, USC	Sr.	11	2	0.18

Listings do not include Field Goals, Field Goal%, PAT Kicking % ... CAL rankings below
Field Goals – Giorgio Tavecchio (So., 8th, 11, 8-12, 66.7, 0.73), Vince D'Amato (Fr., 10,
7-12, 58.3, 0.70); PAT Kicking %: Vince D'Amato (Fr., 1st-T, 10, 31-31, 100.0)

SCORING

Player, TEAM	Cl	G	TD	FG	XPT	2XP	Pts	Pts/G
1. James, L, ORE	So.	12	24	0	0	0	144	12.0
2. Whitaker, N, STAN	Sr.	13	0	61	17	0	112	8.6
3. Rodgers, Jacq, OSU	Jr.	12	17	0	0	0	102	8.5
4. Beard, Rob, ORE	So.	12	0	63	10	4	97	8.1
5. Vereen, Shane, CAL	Jr.	12	16	0	0	0	96	8.0

SCORING (TDS)

Player, TEAM	Cl	G	TD	Run	Pass	Ret	Pat	Pts	Avg/G
1. James, L, ORE	So.	12	24	21	3	0	0	144	12.0
2. Rodgers, Jacq, OSU	Jr.	12	17	14	3	0	0	102	8.5
3. Vereen, Shane, CAL	Jr.	12	16	13	3	0	0	96	8.0
4. Taylor, S, STAN	So.	13	16	15	1	0	0	96	7.4
5. Maehl, Jeff, ORE	Sr.	13	12	0	12	0	1	74	5.7

SCORING (KICK)

Player, TEAM	Cl	G	PAT	FG	Pts	Avg/G
1. Whitaker, N, STAN	Sr.	13	61-66	17-19	112	8.6
2. Weber, Thomas, ASU	Sr.	12	42-45	17-24	93	7.8
Beard, Rob, ORE	So.	12	63-64	10-13	93	7.8
4. Zendejas, Alex, ARIZ	Jr.	13	41-46	14-19	83	6.4
5. Tavecchio, Giorgio CAL	Jr.	12	37-39	11-16	70	5.8

TOTAL OFFENSE

Player, TEAM	Cl	G	Rush	Pass	Plays	Total	Yds/G
1. Luck, A, STAN	So.	13	453	3338	427	3791	291.6
2. Foles, Nick, ARIZ	Jr.	11	-113	3191	461	3078	279.8
3. Thomas, Darron, ORE	So.	13	486	2881	454	3367	259.0
4. Tuel, Jeff, WSU	So.	12	194	2780	501	2974	247.8
5. Threet, Steven, ASU	Jr.	11	19	2534	395	2553	232.1

PUNTING

Player, TEAM	Cl	G	Punts	Yards	Long	Avg
1. Locke, Jeff, UCLA	So.	12	64	2934	63	45.8
2. Anger, Bryan, CAL	Jr.	12	62	2825	71	45.6
3. Forrest, Reid, WSU	Sr.	12	66	2998	84	45.4
4. Hankins, Trevor, ASU	Sr.	11	54	2406	63	44.6
5. Rasp, Kiel, WASH	Jr.	12	69	3020	82	43.8

ALL-PURPOSE

Player, TEAM	Cl	G	Rush	Rcv	PR	KR	Yards	Avg/G
1. James, L, ORE	So.	12	1731	208	-2	0	1937	161.4
2. Woods, Robert, USC	Fr.	13	56	786	4	971	1817	139.8
3. Polk, Chris, WASH	So.	13	1415	180	0	4	1599	123.0
4. Rodgers, Jacq, OSU	Jr.	12	1184	287	0	0	1471	122.6
5. Vereen, Shane, CAL	Jr.	12	1167	209	0	0	1376	114.7

TACKLES

Player, TEAM	Cl	G	Solo	Ast	Total	Avg/G	Sack
1. Foster, Mason, WASH	Sr.	13	106	57	163	12.5	6.5
2. Mohamed, Mike, CAL	Sr.	11	47	48	95	8.6	2.0
3. Williams, Nate, WASH	Sr.	13	67	38	105	8.1	3.5
4. Dye, Tony, UCLA	Jr.	12	59	37	96	8.0	0.0
Roberson, D, OSU	Sr.	11	52	36	88	8.0	4.0

SACKS

Player, TEAM	Cl	G	Solo	Ast	Yards	Total	Avg/G
1. Elmore, Ricky, ARIZ	Sr.	13	10	2	67	11.0	0.85
2. Kendricks, Mychal, CAL	Jr.	12	8	1	57	8.5	0.71
3. Thomas, C, STAN	So.	13	6	3	56	7.5	0.58
4. Skov, S, STAN	So.	11	6	3	51	7.5	0.68
5. Rowe, Kenny, ORE	Sr.	13	7	0	33	7.0	0.54

TACKLES FOR LOSS

Player, TEAM	Cl	G	Solo	Ast	Yards	Total	Avg/G
1. Aiyewa, Victor, WASH	Sr.	13	18	6	49	21.0	1.62
2. Rowe, Kenny, ORE	Sr.	13	14	5	46	16.5	1.27
3. Bair, Brandon, ORE	Sr.	13	13	6	55	16.0	1.23
4. Kendricks, Mychal, CAL	Jr.	12	12	6	69	15.0	1.25
5. Foster, Mason, WASH	Sr.	13	11	6	61	14.0	1.08
7. Jordan, Cameron, CAL	Sr.	12	11	3	47	12.5	1.04

PASSES DEFENDED


Player, TEAM	Cl	G	Brup	Int	Total	Avg/G
1. Harris, Cliff, ORE	So.	13	17	6	23	1.77
2. Boyett, John, ORE	So.	13	9	5	14	1.08
3. Sherman, R, STAN	Sr.	13	9	4	13	1.00
Golden, Robert, ARIZ	Jr.	13	12	1	13	1.00
Fellner, Nathan, WASH	So.	13	8	5	13	1.00

Listings include Top 5 players plus all CAL players in Top 10

GAME SUMMARIES 1-2

at CALIFORNIA 52, UC DAVIS 3

September 4, 2010 • TV: CSN California • Attendance: 58,040



BERKELEY – Freshman Keenan Allen was brilliant in his collegiate debut, running 18 yards for a second-quarter touchdown, then catching a 48-yard TD pass from Kevin Riley to start Cal's second-half scoring in a 52-3 rout of UC Davis. Riley threw for 258 yards and three touchdowns in just more than a half of work, helping head coach Jeff Tedford become Cal's winningest coach in the modern era as the Bears won for a sixth time in their last seven season openers.

Shane Vereen ran for two scores and caught a touchdown pass, all in the first half. Marvin Jones made a 13-yard TD reception for Cal.

UC Davis avoided being shut out when it got a 43-yard field goal from Sean Kelley at the 10:24 mark of the third quarter. Not much went right for the Aggies, who shocked Stanford 20-17 on The Farm in 2005.

The Bears are 6-0 in openers at home under Tedford, who passed Pappy Waldorf for the most coaching victories at Cal in the modern era with 68. Waldorf went 67-32-4 from 1947-56.

Score by Quarters	1	2	3	4	OT	Score
UC Davis	0	0	3	0	–	3
California	7	28	14	3	–	52

SCORING SUMMARY

Qtr	Time	Scoring Play	UCD-CAL
1st	04:11	CAL - Vereen 23 yd pass from Riley (Tavecchio kick), 7-80 3:51	0-7
2nd	14:26	CAL - Jones 13 yd pass from Riley (Tavecchio kick), 7-57 3:29	0-14
	12:34	CAL - Allen 18 yd run (Tavecchio kick), 2-22 0:56	0-21
	02:13	CAL - Vereen 7 yd run (Tavecchio kick), 4-54 1:24	0-28
	01:20	CAL - Vereen 7 yd run (Tavecchio kick), 2-14 0:45	0-35
3rd	13:42	CAL - Allen 48 yd pass from Riley (Tavecchio kick), 3-63 0:00	0-42
	10:24	UCD - Kelley 43 yd field goal, 7-22 3:12	3-42
	00:13	CAL - Sweeney 4 yd run (Tavecchio kick), 10-41 5:14	3-49
4th	01:37	CAL - Tavecchio 23 yd field goal, 15-55 8:04	3-52

TEAM STATISTICS

	UCD	CAL
FIRST DOWNS	4	26
NET YARDS RUSHING	14	230
NET YARDS PASSING	67	287
Completions-Attempts-Int.	9-26-0	20-28-0
TOTAL OFFENSE YARDS	81	517
Total Offense Plays	45	75
Average Gain Per Play	1.8	6.9
Fumbles: Number-Lost	1-1	2-1
Penalties: Number-Yards	2-14	4-30
PUNTS-YARDS	10-406	3-147
KICKOFFS-YARDS	2-98	9-587
Punt returns: Number-Yards-TD	2-3-0	3-55-0
Kickoff returns: Number-Yds-TD	9-167-0	2-21-0
Interceptions: Number-Yds-TD	0-0-0	0-0-0
Fumble Returns: Number-Yds-TD	0-0-0	0-0-0
Miscellaneous Yards	0	0
Possession Time	21:34	38:26
Third-Down Conversions	3 of 14	8 of 15
Fourth-Down Conversions	0 of 0	2 of 3
Red-Zone Scores-Chances	0-0	6-6
Sacks By: Number-Yards	0-0	2-15
PAT Kicks	0-0	7-7
Field Goals	1-1	1-1

INDIVIDUAL STAT LEADERS

UC DAVIS

Rushing (Rush, Yds TD): Cutshaw 2-9, Reese 9-8, Tucker 3-4, Rogers 1-3

Passing (C-A-I-Yds-TD): Wright 8-22-0-57-0, Heyworth 1-4-0-10-0

Receiving (Rec, Yds TD): Reese 3-15, Rogers 2-24, Soto 2-10, Sentance 1-15, Creadick 1-3

Defense (Tackles Big Plays): Amajoyi 11, Hart 10 0.5 TFL 1 PBU, Congdon 7, Glass 6

CAL

Rushing (Rush, Yds TD): Vereen 14-67 2 TD, Sofele 9-52, Allen 3-38 1 TD, Sweeney 6-34 1 TD

Passing (C-A-I-Yds-TD): Riley 14-20-0-258-3, Sweeney 6-8-0-29-0

Receiving (Rec-Yds TD): Jones 5-81 1 TD, Allen 4-120 1 TD, Vereen 2-28 1 TD, Ross 2-18

Defense (Tackles Big Plays): Mohamed 7 1 PBU, Cattouse 4, Coleman 4 2.0 TFL, Holt 4 2 PBU

at CALIFORNIA 52, COLORADO 7

September 11, 2010 • TV: FSN/CSN Bay Area • Attendance: 55,440



BERKELEY – Kevin Riley threw a career-high-tying four touchdown passes and Shane Vereen caught one touchdown pass and ran for another score as the Golden Bears (2-0) broke out to a 31-0 halftime lead en route to a 52-7 win. Colorado had negative total yards after nearly 20 minutes, threw three interceptions, lost two fumbles and committed nine penalties.

Riley threw a 13-yard TD pass to Vereen to cap Cal's second drive and the blowout ensued. Jarred Price stripped Hansen on a sack and Mychal Kendricks recovered at the Colorado 31. Six plays later, Riley found Marvin Jones for a 4-yard score in the closing minute of the first quarter.

On the first play of the second quarter, Bryant Nnabuife came up with the interception that set up Giorgio Tavecchio's 31-yard field goal that made it 17-0. Mike Mohamed returned an interception 41 yards for a touchdown in the closing seconds of the first half.

Riley finished 15 for 24 for 197 yards, adding touchdown passes in the fourth quarter to Keenan Allen and Isi Sofele. Mohamed matched a career high with 14 tackles, while Kendricks finished with 12 stops, 2.5 tackles for loss, 1.5 sacks and a fumble recovery. In all, the Bears had 6.0 sacks and force five turnovers on the afternoon.

Score by Quarters	1	2	3	4	OT	Score
Colorado	0	0	7	0	–	7
California	14	17	0	21	–	52

SCORING SUMMARY

Qtr	Time	Scoring Play	CU-CAL
1st	7:22	CAL - Vereen 13 yd pass from Riley (Tavecchio kick), 3-19 0:50	0-7
	0:51	CAL - Jones 4 yd pass from Riley (Tavecchio kick), 6-31 2:53	0-14
2nd	14:00	CAL - Tavecchio 31 yd field goal, 4-7 0:49	0-17
	10:29	CAL - Vereen 3 yd run (Tavecchio kick), 6-72 2:12	0-24
	0:11	CAL - Mohamed 41 yd interception return (Tavecchio kick)	0-31
3rd	2:37	CU - Hansen 4 yd run (Goodman kick), 9-60 4:38	7-31
4th	12:00	CAL - Allen 8 yd pass from Riley (Tavecchio kick), 3-64 1:26	7-38
	6:49	CAL - Sofele 1 yd pass from Riley (Tavecchio kick), 9-82 3:29	7-45
	0:34	CAL - Hagan 82 yd fumble recovery (Tavecchio kick)	7-52

TEAM STATISTICS

	CU	CAL
FIRST DOWNS	17	18
NET YARDS RUSHING	75	159
NET YARDS PASSING	166	197
Completions-Attempts-Int.	18-34-3	15-24-0
TOTAL OFFENSE YARDS	241	356
Total Offense Plays	76	60
Average Gain Per Play	3.2	5.9
Fumbles: Number Lost	2-2	2-0
Penalties: Number-Yards	9-75	6-54
PUNTS-YARDS	6-241	4-193
Average Yards Per Punt	40.2	48.2
KICKOFFS-YARDS	2-121	9-569
Punt Returns: Number-Yards-TD	2-8-0	2-33-0
Kickoff Returns: Number-Yards-TD	8-170-0	2-27-0
Interceptions: Number-Yards-TD	0-0-0	3-54-1
Fumble Returns: Number-Yards-TD	0-0-0	1-82-1
Miscellaneous Yards	0	0
Possession Time	32:15	27:45
Third-Down Conversions	8 of 18	4 of 11
Fourth-Down Conversions	1 of 1	0 of 2
Red-Zone Scores-Chances	1-2	6-6
Touchdowns	0-0	5-6
Field Goals	0-2	1-6
Sacks By: Number-Yards	2-5	6-45
PAT Kicks	1-1	7-7
Field Goals	0-0	1-1

INDIVIDUAL STAT LEADERS

CU

Rushing (Rush, Yds TD): Stewart 29-80, Patterson 1-9, Lockridge 1-(-5), Hansen 11-(-9) TD

Passing (C-A-I-Yds-TD): Hansen 18-34-3-166-0

Receiving (Rec-Yds TD): Deehan 4-51, Patterson 4-34, Clemons 3-36, McKnight 2-14, Jefferson 2-11

Defense (Tackles Big Plays): Perkins 10 0.5 TFL, Pericak 7 0.5 SK 0.5 TFL, Sipili 5 1.5 TFL, Polk 5

CAL

Rushing (Rush, Yds TD): Vereen 14-67 2 TD, Sofele 9-52, Allen 3-38 1 TD, Sweeney 6-34 1 TD


Passing (C-A-I-Yds-TD): Riley 14-20-0-258-3, Sweeney 6-8-0-29-0

Receiving (Rec-Yds TD): Jones 5-81 1 TD, Allen 4-120 1 TD, Vereen 2-28 1 TD, Ross 2-18

Defense (Tackles Big Plays): Mohamed 14 0.5 TFL 1 INT (TD) 1 QBH, Kendricks 12 1.5 SK 2.5 TFL 1 FR, Holt 7 1.0 TFL 1 PBU, Anthony 7, Jordan 5 1.0 SK 2.0 TFL

GAME SUMMARIES 3-4

at NEVADA 52, CALIFORNIA 31
September 17, 2010 • TV: ESPN2 • Attendance: 28,809



RENO – Colin Kaepernick ran for 148 yards and three touchdowns and passed for 181 yards and two more scores in Nevada's 52-31 victory over California. Marlon Johnson scored on a 65-yard interception return, and Vai Taua added 151 yards rushing.

Shane Vereen ran for a career-high 198 yards and three touchdowns for the Bears. Cal was without linebacker Mike Mohamed, the Pac-10's leading tackler a year ago who was out with a sprained toe. Cal entered the game leading the nation in fewest yards allowed averaging 161.9 per game. But Nevada had 297 by the half while holding Cal to only 136 as the Wolf Pack scored on four of their six possessions for a 24-14 lead.

On the final series of the second half, Vereen ran 50 yards for a touchdown to pull Cal to 24-21. Nevada went three and out on the next series, but six plays later Johnson stepped in front of Cal quarterback Kevin Riley's quick out intended for Alex Lagemann and raced 65 yards down the sideline for a 31-21 lead.

Marvin Jones had career highs of 12 receptions and 161 receiving yards for Cal.

Score by Quarters	1	2	3	4	OT	Score
California	7	7	10	7	—	31
Nevada	7	17	14	14	—	52

SCORING SUMMARY

Qtr	Time	Scoring Play	CAL-NEV
1st	8:23	NEV – Session 15 yd pass from Kaepernick (Martinez kick), 12-80	0-7
	3:06	CAL – Vereen 59 yd run (Tavecchio kick), 1-59	0:11 7-7
2nd	12:46	NEV – Kaepernick 1 yd run (Martinez kick), 12-85	5:18 7-14
	8:22	NEV – Kaepernick 8 yd run (Martinez kick), 5-47	2:09 7-21
	3:19	CAL – Vereen 1 yd run (Tavecchio kick), 4-21	2:00 14-21
	0:02	NEV – Martinez 30 yd field goal, 10-61	3:10 14-24
3rd	11:59	CAL – Vereen 50 yd run (Tavecchio kick), 5-80	3:01 21-24
	8:41	NEV – Johnson 66 yd interception return (Martinez kick)	21-31
	5:14	CAL – Tavecchio 22 yd field goal, 8-76	3:22 24-31
	1:14	NEV – Matthews 0 yd fumble recovery (Martinez kick), 6-76	3:56 24-38
4th	7:43	NEV – Taua 54 yd run (Martinez kick), 5-87	2:10 24-45
	6:20	CAL – Stevens 4 yd pass from Riley (Tavecchio kick), 6-71	1:16 31-45
	3:29	NEV – Kaepernick 27 yd run (Martinez kick), 5-41	2:50 31-52

TEAM STATISTICS

	CAL	NEV
FIRST DOWNS	22	26
NET YARDS RUSHING	225	316
NET YARDS PASSING	277	281
Completions-Attempts-Int	23-37-3	10-15-0
TOTAL OFFENSE YARDS	502	497
Total Offense Plays	67	64
Average Gain Per Play	7.5	7.8
Fumbles: Number-Lost	1-0	3-1
Penalties: Number-Yards	7-40	5-45
PUNTS-YARDS	2-82	2-73
Average Yards Per Punt	41.0	36.5
KICKOFFS-YARDS	5-338	9-563
Punt Returns: Number-Yards-TD	0-0-0	0-0-0
Kickoff Returns: Number-Yards-TD	5-90-0	4-78-0
Interceptions: Number-Yards-TD	0-0-0	3-94-1
Fumble Returns: Number-Yards-TD	0-0-0	0-0-0
Miscellaneous Yards	0	0
Possession Time	29:22	30:38
Third-Down Conversions	7 of 11	6 of 9
Fourth-Down Conversions	0 of 1	0 of 0
Red-Zone Scores-Chances	3-4	4-4
Touchdowns	2-4	3-4
Field Goals	1-4	1-4
Sacks By: Number-Yards	0-0	2-10
PAT Kicks	4-4	7-7
Field Goals	1-1	1-1

INDIVIDUAL STAT LEADERS

CAL

Rushing (Rush, Yds TD): Vereen 19-198 3 TD, Sofele 6-18, Ross 1-12, Riley 1-(-3)

Passing (C-A-I-Yds-TD): Riley 23-37-3-277-1

Receiving (Rec, Yds TD): Jones 12-161, Miller 3-57, Ross 3-12

Defense (Tackles Big Plays): Holt 16 1 FF, Anthony 9 0.5 TFL, J. Hill 8 0.5 TFL, Conte 7

NEV


Rushing (Rush, Yds TD): Taua 25-151 1 TD, Kaepernick 17-148 3 TD, Wimberly 2-18, Ball 1-4

Passing (C-A-I-Yds-TD): Kaepernick 10-15-0-181-2

Receiving (Rec-Yds TD): Matthews 3-83 1 TD, Session 3-43 1 TD, Green 2-35, Wimberly 2-20

Defense (Tackles Big Plays): Frey 8 1 FF, 1 PBU, Williams 7 1 INT, Johnson 7 1.0 TFL 1 PBU 1.0 SK

at ARIZONA 10, CALIFORNIA 9
September 25, 2010 • TV: CSN Plus/FSN Arizona Plus • Attendance: 51,906



TUCSON – Nick Foles threw a three-yard pass to Juron Criner with 1:11 to play for the game's only touchdown and No. 14 Arizona escaped with a 10-9 victory over California in the Pac-10 opener for both teams.

The winning seven-play, 77-yard drive came after California's Giorgio Tavecchio missed a 40-yard field goal try with 2:37 to play. The Wildcats clinched the victory when Kevin Riley's pass bounced off the hands of Marvin Jones and was intercepted by Joseph Perkins. Perkins fumbled but Robert Golden recovered for Arizona.

It appeared that Tavecchio's field goals of 25, 40 and 23 yards would be enough for the Bears, who had shut down Arizona's prolific offense a week after giving up 497 yards at Nevada. The Wildcats helped out with 10 penalties for 99 yards. Foles completed 25 of 39 passes for 212 yards but had two critical first-half turnovers.

His fumble on a sack by Cal's Cameron Jordan on the final play of the first quarter, which was recovered by Mychal Kendricks, led to the Bears' first field goal. Then, in the final seconds of the half, he was intercepted in the end zone after Arizona had driven to the Cal 13.

Shane Vereen, who had a game-clinching touchdown run in Cal's victory over Arizona a year ago, rushed for 102 yards on 27 carries. He was the workhorse as the Bears drove downfield in the final minutes but Tavecchio's 40-yard field goal try was wide right.

Score by Quarters	1	2	3	4	OT	Score
California	0	6	0	3	—	9
Arizona	0	0	3	7	—	10

SCORING SUMMARY

Qtr	Time	Scoring Play	CAL-ARIZ
2nd	13:18	CAL – Tavecchio 25 yd field goal, 5-20	1:42 3-0
	5:23	CAL – Tavecchio 40 yd field goal, 11-53	4:31 6-0
3rd	10:16	ARIZ – Zendejas 46 yd field goal, 4-0	1:43 6-3
4th	11:02	CAL – Tavecchio 23 yd field goal, 9-61	4:05 9-3
	1:11	ARIZ – Criner 3 yd pass from Foles, 7-77	1:26 9-10

TEAM STATISTICS

	CAL	ARIZ
FIRST DOWNS	16	18
NET YARDS RUSHING	146	99
NET YARDS PASSING	116	212
Completions-Attempts-Int	13-27-1	25-39-1
TOTAL OFFENSE YARDS	262	311
Total Offense Plays	63	65
Average Gain Per Play	4.2	4.8
Fumbles: Number-Lost	1-0	2-1
Penalties: Number-Yards	8-68	10-99
PUNTS-YARDS	5-209	6-244
Average Yards Per Punt	41.8	40.7
KICKOFFS-YARDS	4-280	3-204
Punt Returns: Number-Yards-TD	3-32-0	0-0-0
Kickoff Returns: Number-Yards-TD	3-71-0	3-86-0
Interceptions: Number-Yards-TD	1-0-0	1-20-0
Fumble Returns: Number-Yards-TD	0-0-0	0-0-0
Miscellaneous Yards	0	0
Possession Time	32:22	27:38
Third-Down Conversions	2 of 12	4 of 14
Fourth-Down Conversions	0 of 0	1 of 1
Red-Zone Scores-Chances	2-3	1-2
Touchdowns	0-3	1-2
Field Goals	2-3	0-2
Sacks By: Number-Yards	3-13	0-0
PAT Kicks	0-0	3-5
Field Goals	3-5	1-2

INDIVIDUAL STAT LEADERS

CAL

Rushing (Rush, Yds TD): Vereen 27-102, Sofele 3-30, Ross 2-7, Allen 1-6, Stevens 1-2, Riley 1-0

Passing (C-A-I-Yds-TD): Riley 13-26-1-116-0, Vereen 0-1-0-0-0

Receiving (Rec, Yds TD): Jones 4-41, Calvin 3-31, Ross 2-17, Vereen 2-13, Allen 1-9, Ladner 1-5

Defense (Tackles Big Plays): Conte 8 1 INT, Holt 7, Hagan 6 1 PBU, Campbell 5 1 PBU,

Anthony 5 1 PBU, Nnabuife 4 2.0 TFL, J. Hill 4, Jordan 3 1.0 TFL 1 FF 1 PBU 1.0 SK,

Kendricks 3 2.0 TFL 1 FR 2.0 SK

ARIZ

Rushing (Rush, Yds TD): Grigsby 12-65, Wright 2-31, Antolin 4-15, Nwoko 3-3, Morrison 1-0

Passing (C-A-I-Yds-TD): Foles 25-39-1-212-1

Receiving (Rec-Yds TD): Douglas 6-61, Criner 5-68 TD, Roberts 3-22, Antolin 3-21, Wright 3-20

Defense (Tackles Big Plays): Golden 8, Elmore 8 1.0 TFL, Washington 7 2.0 TFL, Fischer 7

GAME SUMMARIES 5-6

at CALIFORNIA 35, UCLA 7

October 9, 2010 • TV: FSN/CSN Bay Area • Attendance: 61,664



BERKELEY – Shane Vereen rushed for 151 yards and two touchdowns, Marvin Jones scored on a 48-yard reverse and California's defense limited UCLA to 144 yards of offense in the Golden Bears' 35-7 victory.

Kevin Riley ran for a score and threw a short TD pass to Keenan Allen for the Bears, who rolled to a 28-0 halftime lead in their first game back from a bye after two straight losses.

Cal smothered UCLA's struggling offense from the opening drive, holding the Bruins to 58 yards in the first half while snapping UCLA's three-game winning streak.

Kevin Prince passed for 99 yards and a score for the Bruins, who haven't won in six trips to Strawberry Canyon since 1998.

UCLA's rushing offense, ranked 10th in the nation with 262.4 yards per game heading to Berkeley, managed just 26 yards against the Bears.

Although Riley was just 9 of 16 for 83 yards, coach Jeff Tedford's offense methodically chewed up yardage and time of possession, capping a 304-yard rushing performance on Jones' run through traffic with 8:56 to play.

Isi Sofele rushed for a career-best 80 yards for the Bears, whose defense had much more success against UCLA's version of the Pistol than it did last month against the same offense at Nevada, which dropped 52 points and 497 yards on Cal.

Johnathan Franklin rushed for just 54 yards and committed a key fumble for UCLA. The Bruins never found rhythm in their usually solid running game.

Score by Quarters	1	2	3	4	OT	Score
UCLA	0	0	7	0	—	7
California	14	14	0	7	—	35

SCORING SUMMARY

Qtr	Time	Scoring Play	UCLA-CAL
1st	10:29	CAL – Vereen 1 yd run (Tavecchio kick), 10-70 4:31	0-7
	5:56	CAL – Vereen 4 yd run (Tavecchio kick), 3-17 0:56	0-14
2nd	6:04	CAL – Allen 10 yd pass from Riley (Tavecchio kick), 13-86 6:12	0-21
	1:36	CAL – Riley 1 yd run (Tavecchio kick), 8-65 2:53	0-28
3rd	12:31	UCLA – Ramirez 6 yd pass from Prince (Forbath kick), 6-48 2:17	7-28
4th	8:56	CAL – Jones 48 yd run (Tavecchio kick), 4-68 1:57	7-35

TEAM STATISTICS

	UCLA	CAL
FIRST DOWNS	12	22
NET YARDS RUSHING	26	304
NET YARDS PASSING	118	83
Completions-Attempts-Int	15-37-1	9-16-0
TOTAL OFFENSE YARDS	144	387
Total Offense Plays	63	71
Average Gain Per Play	2.3	5.5
Fumbles: Number Lost	2-1	3-1
Penalties: Number-Yards	7-55	7-71
PUNTS-YARDS	9-435	5-252
Average Yards Per Punt	48.3	50.4
KICKOFFS-YARDS	2-139	6-376
Punt Returns: Number-Yards-TD	2-14-0	6-51-0
Kickoff Returns: Number-Yards-TD	6-162-0	2-48-0
Interceptions: Number-Yards-TD	0-0-0	1-0-0
Fumble Returns: Number-Yards-TD	0-0-0	0-0-0
Miscellaneous Yards	0	0
Possession Time	25:52	34:08
Third-Down Conversions	3 of 15	6 of 13
Fourth-Down Conversion	0 of 2	0 of 1
Red-Zone Scores-Chances	1-3	4-4
Touchdowns	1-3	4-4
Field Goals	0-3	0-4
Sacks By: Number-Yards	4-23	5-32
PAT Kicks	1-1	5-5
Field Goals	0-0	0-1

INDIVIDUAL STAT LEADERS

UCLA

Rushing (Rush, Yds TD): Franklin 13-54, Barr 1-3, Jones 1-2, Coleman 2-1, Brehaut 1-(-2)

Passing (C-A-I-Yds-TD): Prince 13-31-1-99-1, Brehaut 2-6-0-19-0

Receiving (Rec, Yds TD): Marvray 5-38, Embree 4-48, Ramirez 2-12 1 TD, Johnson 1-8, Smith 1-5

Defense (Tackles Big Plays): Westgate 12 1.0 SK 2.0 TFL, Dye 10 1 PBU, Larimore 9 1 FF, Moore 9

CAL

Rushing (Rush, Yds TD): Vereen 25-151 2 TD, Sofele 13-80, Jones 1-48 1 TD, Ross 2-19

Passing (C-A-I-Yds-TD): Riley 9-16-0-83-1

Receiving (Rec-Yds TD): Vereen 3-51, Allen 3-19 1 TD, Jones 1-9, Stevens 1-4, Miller 1-0

Defense (Tackles Big Plays): Conte 5 1 FF, Hagan 5 2.0 SK 2.0 TFL 1 INT 1 PBU, Mohamed 5 1.5 TFL 1 QH, Cattouse 5

at USC 48, CALIFORNIA 14

October 16, 2010 • TV: FSN/CSN Bay Area • Attendance: 61,664



LOS ANGELES – Matt Barkley passed for 352 yards and a school record-tying five touchdowns, and Southern California roared to a 42-point halftime lead while snapping its first losing streak in nine years with a 48-14 victory against California.

Robert Woods and Ronald Johnson caught two scoring passes apiece for the Trojans (5-2, 2-2 Pac-10). Woods had seven catches for 116 yards in the freshman's second straight outstanding game.

USC overwhelmed the Golden Bears from the opening drive. The Trojans held Cal scoreless until late in the third quarter when Shane Vereen scored on a 31-yard pass from Kevin Riley, and the offense racked up 372 of its 604 total yards in the first half.

Kevin Riley passed for 193 yards and threw two interceptions in the Bears' seventh straight loss to USC. Cal hasn't won at the Los Angeles Memorial Coliseum since 2000.

Shane Vereen and Keenan Allen caught late TD passes for the Golden Bears, who led the Pac-10 in several defensive categories heading into the game.

Score by Quarters	1	2	3	4	OT	Score
California	0	0	7	7	—	14
USC	14	28	3	3	—	48

SCORING SUMMARY

Qtr	Time	Scoring Play	CAL-USC
1st	11:10	USC – Woods 16 yd pass from Barkley (Houston kick), 6-56 2:31	0-7
	1:27	USC – Ausberry 22 yd pass from Barkley (Houston kick), 8-65 4:07	0-14
2nd	13:54	USC – Tyler 11 yd run (Houston kick), 5-41 1:06	0-21
	8:08	USC – Woods 9 yd pass from Barkley (Houston kick), 9-82 3:10	0-28
	0:43	USC – Johnson 8 yd pass from Barkley (Houston kick), 10-95 4:57	0-35
	0:08	USC – Johnson 11 yd pass from Barkley (Houston kick), 3-26 0:18	0-42
3rd	5:04	USC – Houston 27 yd field goal, 9-70 4:33	0-45
	2:59	CAL – Vereen 31 yd pass from Riley (Tavecchio kick), 4-56 2:01	7-45
4th	12:10	USC – Houston 27 yd field goal, 12-70 5:43	7-48
	3:44	CAL – Allen 8 yd pass from Riley (Tavecchio kick), 7-55 3:21	14-48
0-0-0-0, 0			

TEAM STATISTICS

	CAL	USC
FIRST DOWNS	10	32
NET YARDS RUSHING	52	211
NET YARDS PASSING	193	391
Completions-Attempts-Int	15-29-2	30-44-0
TOTAL OFFENSE YARDS	245	602
Total Offense Plays	49	80
Average Gain Per Play	5.0	7.5
Fumbles: Number Lost	0-0	3-1
Penalties: Number-Yards	9-67	8-54
PUNTS-YARDS	6-263	1-26
Average Yards Per Punt	43.8	26.0
KICKOFFS-YARDS	3-202	9-601
Punt Returns: Number-Yards-TD	0-0-0	2-38-0
Kickoff Returns: Number-Yards-TD	8-165-0	3-81-0
Interceptions: Number-Yards-TD	0-0-0	2-9-0
Fumble Returns: Number-Yards-TD	0-0-0	0-0-0
Miscellaneous Yards	0	0
Possession Time	23:53	36:07
Third-Down Conversions	2 of 10	7 of 14
Fourth-Down Conversions	1 of 2	3 of 4
Red-Zone Scores-Chances	1-1	7-7
Touchdowns	1-1	5-7
Field Goals	0-1	2-7
Sacks By: Number-Yards	1-9	2-13
PAT Kicks	2-2	6-6
Field Goals	0-0	2-2

INDIVIDUAL STAT LEADERS

CAL

Rushing (Rush, Yds TD): Vereen 10-53, Sofele 6-14, TEAM 1-(-1), Allen 1-(-1), Riley 2-(-13)

Passing (C-A-I-Yds-TD): Riley 15-29-2-193-2

Receiving (Rec, Yds TD): Allen 4-61 1 TD, Vereen 3-45 1 TD, Jones 2-20, Ross 2-33, Calvin 1-26

Defense (Tackles Big Plays): Conte 16 1.5 TFL, Mohamed 10 1 FF, Browner 8, Kendrick 6 0.5 TFL 1 FF

USC

Rushing (Rush, Yds TD): Tyler 7-79 1 TD, Gable 13-72, Bradford 9-27, Woods 2-25, Ausberry 2-14

Passing (C-A-I-Yds-TD): Barkley 25-37-0-352-5, Mustain 5-7-0-39-0

Receiving (Rec-Yds TD): Woods 7-116 2 TD, Johnson 7-45 2 TD, Havili 5-36, Ausberry 4-53 1 TD

Defense (Tackles Big Plays): Galippo 6, Kennard 6 1.0 TFL 1 PBU, Jones 5, Gable 4, McDonald 3 1 INT

GAME SUMMARIES 7-8

at CALIFORNIA 50, ARIZONA STATE 17
 October 23, 2010 • TV: FSN/CSN Bay Area • Attendance: 51,599



BERKELEY – Kevin Riley passed for 240 yards and two touchdowns, Shane Vereen continued his march up Cal's career scoring charts and the Bears bounced back from their most lopsided loss of the season to beat Arizona State 50-17.

Vereen rushed for 91 yards and scored his 12th and 13th touchdowns this season while Chris Conte scored on a 6-yard blocked punt return for Cal. Arizona State scored its only touchdowns on a blocked punt return by Oliver Aaron and a 25-yard fumble return by Clint Floyd.

Riley completed 19 of 29 passes and did not throw an interception. Vereen scored on runs of 8 and 5 yards, giving him 26 career rushing touchdowns. That moved him into a

fifth-place tie with Justin Forsett on Cal's all-time list. Russell White holds the school record with 35. Giorgio Tavecchio made three field goals, hitting from 23, 26 and 40 yards. The Bears reached 50 points for the third time this season, following back-to-back 52-point games in their season-opening wins over UC Davis and Colorado.

Score by Quarters	1	2	3	4	OT	Score
Arizona State	3	0	7	7	–	17
California	10	16	14	10	–	50

SCORING SUMMARY

Qtr	Time	Scoring Play	ASU-CAL
1st	12:14	ASU – Weber 28 yd field goal, 8-75 2:46	3-0
	9:32	CAL – Tavecchio 40 yd field goal, 6-27 2:35	3-3
	2:05	CAL – Vereen 8 yd run (Tavecchio kick), 2-28 0:53	3-10
2nd	11:46	CAL – Allen 4 yd pass from Riley (Tavecchio kick blkcd), 10-70 4:21	3-16
	8:28	CAL – Jones 52 yd pass from Riley (Tavecchio kick), 3-68 1:20	3-23
	0:00	CAL – Tavecchio 23 yd field goal, 9-65 1:34	3-26
3rd	12:14	CAL – Vereen 5 yd run (Tavecchio kick), 6-51 2:37	3-33
	9:56	CAL – Conte 6 yd blocked punt return (Tavecchio kick)	3-40
	4:40	ASU – Oliver 1 yd blocked punt return (Weber kick)	10-40
4th	14:53	CAL – Tavecchio 26 yd field goal, 8-37 4:34	10-43
	13:13	CAL – Ross 19 yd run (Tavecchio kick), 1-19 0:07	10-50
	4:28	ASU – Floyd 25 yd fumble recovery (Weber kick)	17-50

TEAM STATISTICS

	ASU	CAL
FIRST DOWNS	11	21
NET YARDS RUSHING	57	131
NET YARDS PASSING	177	240
Completions-Attempts-Int	16-33-3	19-29-0
TOTAL OFFENSE YARDS	234	371
Total Offense Plays	60	72
Average Gain Per Play	3.9	5.2
Fumbles: Number-Lost	2-0	1-1
Penalties: Number-Yards	9-72	2-20
PUNTS-YARDS	9-371	6-239
Average Yards Per Punt	41.2	39.8
KICKOFFS-YARDS	4-218	9-572
Punt Returns: Number-Yards-TD	2-34-1	5-94-1
Kickoff Returns: Number-Yards-TD	9-163-0	3-121-0
Interceptions: Number-Yards-TD	0-0-0	3-18-0
Fumble Returns: Number-Yards-TD	1-25-1	0-0-0
Miscellaneous Yards	0	0
Possession Time	24:42	35:18
Third-Down Conversions	3 of 15	5 of 14
Fourth-Down Conversions	0 of 0	0 of 0
Red-Zone Scores-Chances	1-2	6-6
Touchdowns	0-2	4-6
Field Goals	1-2	2-6
Sacks By: Number-Yards	3-28	2-17
PAT Kicks	2-2	5-6
Field Goals	1-2	3-3

INDIVIDUAL STAT LEADERS


ASU

Rushing (Rush, Yds TD): Marshall 10-29, Lewis 8-23, Morrison 1-6, Middlebrooks 2-0, Threet 3-0
Passing (C-A-I-Yds-TD): Threet 8-16-2-125-0, Szakacsy 8-17-1-52-0
Receiving (Rec, Yds TD): Simpson 5-87, Taylor 3-24, Willie 2-17, Middlebrooks 2-11, Pflugrad 1-17
Defense (Tackles Big Plays): Magee 11 1.0 SK 1.0 TFL, Burfict 9, Floyd 7 1 FR 1 TD, Parker 7 1 FF, 1 BLK, Bolden 6, Jarrett 5, 2.5 TFL, Tabach 5, 0.5 TFL

CAL

Rushing (Rush, Yds TD): Vereen 19-91 2 TD, Sofele 9-37, Ross 1-19 1 TD, Mansion 1-8
Passing (C-A-I-Yds-TD): Riley 19-28-0-240-2, Mansion 0-1-0-0-0
Receiving (Rec-Yds TD): Allen 6-40 1 TD, Jones 4-110 1 TD, Ross 3-44, Miller 2-19, Vereen 2-8
Defense (Tackles Big Plays): Holt 9, 1.0 SK 1.0 TFL, Cattouse 8 1 INT 2 PBU, Hagan 6, Mohamed 6, Jordan 6 1.0 TFL 1 PBU, J. Hill 5, Conte 3 1 PBU 1 BLK, D. Hill 3, Kendrick 2 1 INT

at OREGON STATE 35, CALIFORNIA 7
 October 30, 2009 • TV: FCS • Attendance: 45,439



CORVALLIS – Jacquizz Rodgers threw for a touchdown before running for three more and Oregon State defeated California 35-7. Rodgers rushed for 119 yards for the Beavers, who led 28-0 at the half.

California was stung in the first quarter when quarterback Kevin Riley injured his left knee and had to be helped off the field. Riley did not return and was replaced by backup Brock Mansion.

Oregon State quarterback Ryan Katz completed 20 of 27 passes for 184 yards before the Beavers pulled most of its offensive starters midway through the fourth quarter.

Mansion completed 14 of 24 passes for 138 yards, including a 45- yard scoring pass to Anthony Miller with 20 seconds left in the game.

Riley emerged in the second half in sweats and on crutches. He has passed for 1,409 yards this season with 13 touchdowns and six interceptions.

Score by Quarters	1	2	3	4	OT	Score
California	0	0	0	7	–	7
Oregon State	14	14	7	0	–	35

SCORING SUMMARY

Qtr	Time	Scoring Play	CAL-OSU
1st	8:14	OSU – Colby 11 yd pass from Rodgers (Kahut kick), 8-57 3:54	7-0
	1:36	OSU – Rodgers 2 yd run (Kahut kick), 8-76 3:18	14-0
2nd	10:43	OSU – Rodgers 1 yd run (Kahut kick), 8-57 3:28	21-0
	6:17	OSU – Halahuni 17 yd pass from Katz (Kahut kick), 5-76 2:31	28-0
3rd	10:28	OSU – Rodgers 10 yd run (Kahut kick), 9-70 4:32	35-0
4th	0:20	CAL – Miller 45 yd pass from Mansion (Tavecchio kick), 6-93 1:27	35-7

TEAM STATISTICS

	CAL	OSU
FIRST DOWNS	10	23
NET YARDS RUSHING	23	179
NET YARDS PASSING	186	213
Completions-Attempts-Int	17-29-0	23-32-0
TOTAL OFFENSE YARDS	206	392
Total Offense Plays	54	69
Average Gain Per Play	3.8	5.7
Fumbles: Number-Lost	3-1	1-0
Penalties: Number-Yards	12-103	3-47
PUNTS-YARDS	8-347	5-168
Average Yards Per Punt	43.4	33.6
KICKOFFS-YARDS	2-135	6-378
Punt Returns: Number-Yards-TD	1-8-0	1-5-0
Kickoff Returns: Number-Yards-TD	6-106-0	2-69-0
Interceptions: Number-Yards-TD	0-0-0	0-0-0
Fumble Returns: Number-Yards-TD	0-0-0	1-15-0
Miscellaneous Yards	0	0
Possession Time	26:37	33:23
Third-Down Conversions	1 of 12	4 of 12
Fourth-Down Conversions	0 of 2	1 of 2
Red-Zone Scores-Chances	0-0	5-6
Touchdowns	0-0	5-6
Field Goals	0-0	0-6
Sacks By: Number-Yards	3-19	5-46
PAT Kicks	1-1	5-5
Field Goals	0-0	1-1

INDIVIDUAL STAT LEADERS

CAL

Rushing (Rush, Yds TD): Vereen 12-54, Sofele 5-16, Ross 1-6, Jones 1-(-1), Riley 1-(-8), Mansion 5-(-43)
Passing (C-A-I-Yds-TD): Mansion 14-24-0-141-1, Riley 3-5-0-45-0
Receiving (Rec, Yds TD): Allen 8-68, Jones 5-66, Miller 3-53 1 TD, Ladner 1-(-1)
Defense (Tackles Big Plays): Anthony 10 1 PBU, Holt 9 1.0 SK 1.0 TFL 1 FF, Cattouse 8 1 PBU, Conte 8 1 PBU, Kendrick 6 1.0 TFL, Mohamed 6, Jordan 6 1.0 SK 2.0 TFL, Williams 5 2 PBU

OSU

Rushing (Rush, Yds TD): Rodgers 21-116 3 TD, Wheaton 5-58, McCants 3-10, Jenkins 1-5, Katz 5-1
Passing (C-A-I-Yds-TD): Katz 22-29-0-202-1, Vaz 0-2-0-0-0, Rodgers 1-1-0-11-1
Receiving (Rec-Yds TD): Wheaton 7-72, Halahuni 4-52 1 TD, Nichols 4-32, Rodgers 4-14, Darkins 2-9
Defense (Tackles Big Plays): Poyer 6 1 PBU, Pankey 6 2.0 TFL 1 FR, Hardin 5 1.0 SK 1.0 TFL 1 FF, Miller 5 1.0 SK 1.0 TFL Unga 5, Roberson 4 1.0 SK 2.0 TFL 1 PBU, Tuimaunei 3 1.0 TFL, Dockery 3, Frahm 2 2.0 SK 2.0 TFL 1 FF

GAME SUMMARIES 9-10

CALIFORNIA 20, at WASHINGTON STATE 13

November 6, 2010 • TV: CSN California/FSN NW • Attendance: 17,648



PULLMAN – Shane Vereen ran for 112 yards and two touchdowns, and California snapped a six-game road losing streak that dated to last season with a 20-13 win over Washington State.

Brock Mansion started in the place of an injured Kevin Riley, completing 12-of-24 passes for 174 yards while throwing two interceptions.

It was a staunch defensive effort by Cal, which had lost its previous four road games this season by a combined score of 145-61, that put the Bears back on a winning track.

Vereen's first score was Cal's first touchdown, a 2-yard rushing score that was the end result of a season-best 95-yard Cal drive early in the second quarter.

Washington State managed a 10-7 lead at halftime thanks to a 51-yard field goal by Andrew Furney. Cal responded early in the third, though, as Jeremy Ross took a fly sweep 27 yards for a touchdown with 11:17 left in the third quarter to give the Bears the lead for good.

Another Furney field goal cut the Cal lead to 14-13 with 1:24 remaining in the third, but the Bears extended the lead to seven with a 10-play, 65-yard scoring drive capped by Vereen's 1-yard touchdown run that gave the Bears a 20-13 lead but the PAT was blocked.

The Cougars went three-and-out in their final two possessions and the Bears were able to run out the clock.

Score by Quarters	1	2	3	4	OT	Score
California	0	7	7	6	—	20
Washington State	0	10	3	0	—	13

SCORING SUMMARY

Qtr	Time	Scoring Play	CAL-WSU
2nd	13:31	WSU – Mitz 10 yd run (Furney kick), 9-80 3:46	0-7
	10:20	CAL – Vereen 2 yd run (Tavecchio kick), 7-95 3:09	7-7
	1:35	WSU – Furney 51 yd field goal, 4-(-6) 1:38	7-10
3rd	11:17	CAL – Ross 27 yd run (Tavecchio kick), 4-65 1:49	14-10
	1:24	WSU – Furney 48 yd field goal, 7-13 2:56	14-13
4th	5:29	CAL – Vereen 1 yd run (Tavecchio kick blocked), 10-65 5:12	20-13

TEAM STATISTICS

	CAL	WSU
FIRST DOWNS	20	10
NET YARDS RUSHING	212	102
NET YARDS PASSING	171	92
Completions-Attempts-Int	12-24-2	9-25-0
TOTAL OFFENSE YARDS	383	194
Total Offense Plays	66	59
Average Gain Per Play	5.8	3.3
Fumbles: Number-Lost	1-0	1-0
Penalties: Number-Yards	5-38	8-60
PUNTS-YARDS	5-238	8-388
Average Yards Per Punt	47.6	48.5
KICKOFFS-YARDS	4-257	4-273
Punt Returns: Number-Yards-TD	2-15-0	2-33-0
Kickoff Returns: Number-Yards-TD	4-78-0	2-40-0
Interceptions: Number-Yards-TD	0-0-0	2-5-0
Fumble Returns: Number-Yards-TD	0-0-0	0-0-0
Miscellaneous Yards	0	0
Possession Time	32:09	27:51
Third-Down Conversions	3 of 10	5 of 17
Fourth-Down Conversions	0 of 0	1 of 1
Red-Zone Scores-Chances	2-3	1-1
Touchdowns	2-3	1-1
Field Goals	0-3	0-1
Sacks By: Number-Yards	6-39	2-18
PAT Kicks	2-3	1-1
Field Goals	0-1	2-3

INDIVIDUAL STAT LEADERS

CAL

Rushing (Rush, Yds TD): Vereen 25-112 2 TD, Sofele 7-48, Ross 1-27 TD, Mansion 5-25, Jones 1-8
Passing (C-A-I-Yds-TD): Mansion 12-24-2-17-1-0

Receiving (Rec, Yds TD): Jones 4-101, Ross 3-45, Calvin 2-7, Ladner 1-8, Vereen 1-7, Miller 1-3

Defense (Tackles Big Plays): Jordan 12 1.5 SK 3.0 TFL 1 FF, Guyton 7 2.5 SK 3.0 TFL, Kendrick 5 1.0 SK 1.0 TFL, Cattouse 3 1.0 SK 1.0 TFL, Anthony 3, Hagan 3 2 PBU, Mohamed 3

WSU

Rushing (Rush, Yds TD): Mitz 11-54 TD, Tuel 18-34, Staden 3-11, Richmond 2-3

Passing (C-A-I-Yds-TD): Tuel 9-25-0-92-0

Receiving (Rec-Yds TD): Wilson 4-50, Simone 2-14, Barton 1-13, Richmond 1-8, Karstetter 1-7

Defense (Tackles Big Plays): Mizell 12 1.0 SK 2.0 TFL, Bucannon 10 1.0 TFL, Toomer 6, Hoffman-Ellis 6 1.0 TFL, Justin 5 1.0 SK 1.0 TFL 1 INT 1 PBU, Beck 5, Washington 4, 1 INT, Laurenzi 3 1 PBU 1 BK

OREGON 15, at CALIFORNIA 13

November 13, 2010 • TV: VERSUS (HD, 3D) • Attendance: 65,963



BERKELEY – Jeff Maehl caught a 29-yard touchdown pass for the Ducks' only offensive touchdown, and Oregon got a huge break on a missed field goal to beat California 15-13.

Cal kicker Giorgio Tavecchio erased his own 24-yard field goal, which would have put the Golden Bears ahead by one early in the fourth quarter, by committing an illegal motion penalty. He then missed a 29-yard try on the next play, marking the first time he has missed from shorter than 30 yards in his career.

Cliff Harris returned a punt 64 yards for the only touchdown in the first half for the Ducks. Darron Thomas passed for 155 yards and led a final drive that chewed up the last 9:25. The

Bears held the nation's most potent offense to a season-low 317 yards, but couldn't get the Ducks' offense off the field when they most needed a stop.

Cal defensive lineman Derrick Hill forced a fumble and recovered it in the end zone for the Bears, who lost in Strawberry Canyon for the first time all season – but only after putting a mighty scare into their first top-ranked opponent in five years.

James rushed for a season-low 91 yards, while Cal's Shane Vereen rushed for 112 yards and scored a touchdown on Cal's opening drive.

Score by Quarters	1	2	3	4	OT	0-0-0, 0
Score						
Oregon	0	8	7	0	—	0-0-0-0, 0 15
California	7	0	6	0	—	0-0-0-0, 0 13

SCORING SUMMARY

Qtr	Time	Scoring Play	ORE-CAL
1st	10:29	CAL – Vereen 1 yd run (Tavecchio kick), 6-49 2:16	0-7
2nd	6:34	ORE – Harris 64 yd punt return (Jordan rush)	8-7
3rd	14:29	ORE – Maehl 29 yd pass from Thomas (Beard kick), 1-29 0:08	15-7
	9:05	CAL – D. Hill 0 yd fumble recovery (pass failed)	15-13

TEAM STATISTICS

	ORE	CAL
FIRST DOWNS	20	13
NET YARDS RUSHING	162	124
NET YARDS PASSING	155	69
Completions-Attempts-Int	15-29-0	10-28-0
TOTAL OFFENSE YARDS	317	193
Total Offense Plays	84	59
Average Gain Per Play	3.8	3.3
Fumbles: Number-Lost	3-1	2-1
Penalties: Number-Yards	8-62	4-25
PUNTS-YARDS	5-212	8-349
Average Yards Per Punt	42.4	43.6
KICKOFFS-YARDS	3-207	3-190
Punt Returns: Number-Yards-TD	2-79-1	1-8-0
Kickoff Returns: Number-Yards-TD	3-67-0	3-67-0
Interceptions: Number-Yards-TD	0-0-0	0-0-0
Fumble Returns: Number-Yards-TD	0-0-0	0-0-1
Miscellaneous Yards	0	0
Possession Time	32:42	27:18
Third-Down Conversions	8 of 21	4 of 13
Fourth-Down Conversions	4 of 6	0 of 0
Red-Zone Scores-Chances	0-2	1-2
Touchdowns	0-2	1-2
Field Goals	0-2	0-2
Sacks By: Number-Yards	1-4	2-12
PAT Kicks	1-1	1-1
Field Goals	0-2	0-1

INDIVIDUAL STAT LEADERS

ORE

Rushing (Rush, Yds TD): James 29-91, Barner 8-40, Thomas 16-34, TEAM 2-(-3)

Passing (C-A-I-Yds-TD): Thomas 15-29-0-155-1

Receiving (Rec, Yds TD): Maehl 5-84 TD, Davis 4-42, Huff 2-12, James 2-11, Barner 2-6

Defense (Tackles Big Plays): Matthews 7 1.0 TFL, Jackson 7 1 PBU, Boyett 7, Pleasant 6, Clark 5 1.0 TFL 1 FF, Paysinger 3 1.0 TFL 1 FF, 1 PBU, Clay 3, Hart 2 1.0 SK 1.0 TFL

CAL

Rushing (Rush, Yds TD): Vereen 26-112 1 TD, Jones 1-12, Ross 1-1, TEAM 1-0, Mansion 2-(-1)

Passing (C-A-I-Yds-TD): Mansion 10-28-0-69-0

Receiving (Rec-Yds TD): Jones 3-24, Ross 2-14, Allen 2-11, Vereen 1-10, Miller 1-6, Kapp 1-4

Defense (Tackles Big Plays): Mohamed 16 1.0 SK 1.0 TFL, Kendrick 10 1.5 TFL, Holt 9 0.5 TFL 1 FF, Conte 8 0.5 TFL 1 PBU, J. Hill 6 3 PBU, Williams 6, Guyton 6 2.0 TFL, Jordan 5 1 FF 1 PBU 1 QBH, Hagan 4, Tipoti 4 0.5 TFL, Anthony 3, D. Hill 3 1.0 SK, 2.0 TFL 1 FF 1 FR 1 PBU, Cattouse 3 1 QBH

GAME SUMMARIES 11-12

STANFORD 48, at CALIFORNIA 14

November 20, 2010 • TV: FSN/CSN Bay Area • Attendance: 67,793



BERKELEY – Andrew Luck threw two TD passes as the Cardinal beat Cal 48-14 for its most lopsided win in the Big Game in 80 years. Luck completed 16 of 20 passes for 235 yards and added 72 yards on the ground. Stepfan Taylor ran for three scores as the Cal defense had no answers for Luck and the Cardinal's power game.

Brock Mansion fumbled the first snap from center, threw two interceptions, lost a fumble and finished 19-for-37 for 173 yards.

Shane Vereen ran for 63 yards and Cal got its first score on a 17-yard TD pass from wide receiver Keenan Allen to Marvin Jones early in the fourth quarter to make it 45-7. In the closing seconds, Isi Sofele took a lateral from Allen and scored to help

the Bears avoid matching the most one-sided loss in Big Game history.

Stanford reserve receiver Jamal-Rashad Patterson was ejected as each team was hit with a personal foul during the opening coin toss.

Score by Quarters	1	2	3	4	OT	Score
Stanford	10	21	14	3	–	48
California	0	0	0	14	–	14

SCORING SUMMARY

Qtr	Time	Scoring Play	STAN-CAL
1st	12:20	STAN – Whitaker 29 yd field goal, 4-15 1:26	3-0
	3:46	STAN – Taylor 3 yd run (Whitaker kick), 7-95 4:19	10-0
2nd	10:44	STAN – Taylor 1 yd run (Whitaker kick), 9-86 3:28	17-0
	2:47	STAN – Ertz 13 yd pass from Luck (Whitaker kick), 9-90 4:59	24-0
	0:22	STAN – Baldwin 19 yd pass from Luck (Whitaker kick), 6-61 1:26	31-0
3rd	12:09	STAN – Taylor 4 yd run (Whitaker kick), 8-64 2:45	38-0
	4:53	STAN – Wilkerson 3 yd run (Whitaker kick), 11-56 5:17	45-0
4th	14:27	CAL – Jones 17 yd pass from Allen (Tavecchio kick), 12-79 5:21	45-7
	0:15	CAL – Sofele 15 yd pass from Mansion (Tavecchio kick), 13-81 3:24	48-14

TEAM STATISTICS

	STAN	CAL
FIRST DOWNS	28	20
NET YARDS RUSHING	232	109
NET YARDS PASSING	235	190
Completions-Attempts-Int	16-21-0	20-38-2
TOTAL OFFENSE YARDS	467	299
Total Offense Plays	69	66
Average Gain Per Play	6.8	4.5
Fumbles: Number-Lost	1-0	3-1
Penalties: Number-Yards	2-30	9-95
PUNTS-YARDS	1-35	3-163
Average Yards Per Punt	35.0	54.3
KICKOFFS-YARDS	9-609	3-170
Punt Returns: Number-Yards-TD	1-32-0	0-0-0
Kickoff Returns: Number-Yards-TD	2-35-0	6-138-0
Interceptions: Number-Yards-TD	2-0-0	0-0-0
Fumble Returns: Number-Yards-TD	0-0-0	0-0-1
Miscellaneous Yards	0	0
Possession Time	33:03	26:57
Third-Down Conversions	5 of 10	6 of 14
Fourth-Down Conversions	2 of 2	2 of 3
Red-Zone Scores-Chances	7-7	2-2
Touchdowns	6-7	2-2
Field Goals	1-7	0-2
Sacks By: Number-Yards	1-7	0-0
PAT Kicks	6-6	2-2
Field Goals	2-2	0-0

INDIVIDUAL STAT LEADERS

STAN

Rushing: Luck 3-72, Wilkerson 18-67 1 TD, Taylor 15-59 3 TD, Loukas 3-23, Gatewood 1-6, Baldwin 1-3, Stewart 1-2, Marecic 1-2, Gaffney 4-(-2)

Passing (C-A-I-Yds-TD): Luck 16-20-0-235-2, Nunes 0-1-0-0-0

Receiving (Rec, Yds TD): Baldwin 5-97 1 TD, R. Whalen 3-34, Ertz 2-45 1 TD, G. Whalen 2-36, Taylor 2-14, Reuland 1-6, Terrell 1-3

Defense (Tackles Big Plays): Marecic 6, M. Thomas 6 1 INT, Skov 6 1 PBU, Sherman 5 1.0 TFL 1 FF 1 INT, Masifilo 5 1 FR, C. Thomas 4 1.0 TFL, Amajoyi 3, Lueders 3, Bulcke 3 1.0 TFL, Browning 3, Bergen 3, Lancaster 3, Yancy 2 1 PBU, Skaufel 2 1.0 SK 1.0 TFL, Carrington 2, Howells 2, Brown 1, Bademosi 1, Bernard 1, Fua 1, Gardner 1 1 QBH, Stewart 1, Evans 1 PBU

CAL

Rushing (Rush, Yds TD): Vereen 15-63, Sofele 3-20, Allen 2-17, Mansion 6-6, Jones 1-4, TEAM 1-(-1)


Passing (C-A-I-Yds-TD): Mansion 19-37-2-173-1, Allen 1-1-0-17-1

Receiving (Rec-Yds TD): Allen 8-51, Jones 3-49 1 TD, Vereen 3-24, Calvin 2-25, Sparks 2-18, Sofele 1-20, Kapp 1-3

Defense (Tackles Big Plays): Cattouse 15 1 PBU, Mohamed 12 1.0 TFL, Holt 12 1.0 TFL, Conte 7, Nnabuike 6 0.5 TFL, J. Hill 6 0.5 TFL, Kendrick 4, Williams 4 1 FF, Browner 4, Guyton 3 0.5 TFL, Jordan 3, Coleman 2, Lagemann 1, Allen 1, Tipoti 1, Mullins 1, Hill 1 0.5 TFL, Kapp 1, Anger 1

WASHINGTON 16, at CALIFORNIA 13

November 27, 2010 • TV: CSN California/FSN Northwest • Attendance: 44,613



BERKELEY – Chris Polk scored on a 1-yard run as time expired, and Washington denied California bowl eligibility while keeping its own postseason hopes alive with a 16-13 victory.

Quarterback Jake Locker, who threw an earlier 80-yard touchdown pass, was stopped on consecutive sneak attempts on second and third down from the 1 before Polk came through for the Huskies.

Cal (5-7, 3-6), playing in a downpour for much of the final game at Memorial Stadium before the 87-year-old venue undergoes a major renovation, lost its third straight.

Locker went 17 for 27 for 237 yards and was sacked three times. He set up the winning score with a 46-yard completion

to a diving Jermaine Kearse.

Giorgio Tavecchio kicked a go-ahead 47-yard field goal with 10:53 left for Cal after Cameron Jordan scooped up Locker's fumble and ran it 20 yards for a touchdown late in the third quarter for the Bears, who were hurt by seven penalties for 74 yards.

Cal, which shut out an opponent in a first half for the fifth time this season, has missed the postseason for the first time since 2002, coach Jeff Tedford's first season.

Tavecchio's career-best 53-yard field goal as the first half expired put Cal ahead 3-0. It tied for the seventh-longest in school history and was two yards short of the school record.

The Huskies were limited to 123 yards in the first half. Bears quarterback Brock Mansion was 12 for 23 for 92 yards. Cal junior tailback Shane Vereen ran for 106 yards to extend his career-high season total to 1,167 with his 11th career 100-yard game.

Score by Quarters	1	2	3	4	OT	Score
Washington	0	0	10	6	–	16
California	0	3	7	3	–	13

SCORING SUMMARY

Qtr	Time	Scoring Play	WASH-CAL
2nd	00:00	CAL - Tavecchio 53 yd field goal, 4-29 0:17	0-3
3rd	10:22	WASH - Goodwin 80 yd pass from Locker (Folk kick), 1-80 0:14	7-3
	03:34	CAL - Jordan 21 yd fumble recovery (Tavecchio kick)	7-10
	00:08	WASH - Folk 37 yd field goal, 7-20 3:13	10-10
4th	10:53	CAL - Tavecchio 47 yd field goal, 10-27 4:08	10-13
	00:00	WASH - Polk 1 yd run, 10-79 4:39	16-13

TEAM STATISTICS

	WASH	CAL
FIRST DOWNS	16	14
NET YARDS RUSHING	112	191
NET YARDS PASSING	237	92
Completions-Attempts-Int	17-27-1	12-23-1
TOTAL OFFENSE YARDS	349	283
Total offense plays	63	59
Average Gain Per Play	5.5	4.8
Fumbles: Number-Lost	2-2	2-0
Penalties: Number-Yards	4-30	7-74
PUNTS-YARDS	7-330	8-343
Average Yards Per Punt	47.1	42
KICKOFFS-YARDS	3-196	3-197
Punt returns: Number-Yards-TD	4-13-0	2-8-0
Kickoff returns: Number-Yds-TD	3-96-0	3-70-0
Interceptions: Number-Yds-TD	1-8-0	1-0-0
Fumble Returns: Number-Yds-TD	0-0-0	1-21-1
Miscellaneous Yards	0	0
Possession Time	29:54	30:06
Third-Down Conversions	4 of 14	4 of 14
Fourth-Down Conversions	1 of 1	0 of 1
Red-Zone Scores-Chances	2-2	0-0
Touchdowns	1-2	0-0
Field goals	1-2	0-0
Sacks By: Number-Yards	1-7	3-23
PAT Kicks	1-1	1-1
Field Goals	1-1	2-2

INDIVIDUAL STAT LEADERS

WASH

Rushing: Polk 18-86 1 TD, Callier 6-22, Locker 12-23

Passing (C-A-I-Yds-TD): Locker 17-27-1-92-1

Receiving: Goodwin 5-126 1 TD, Kearse 6-77, Aguilar 2-7, Polk 2-7, Smith 1-18, Sylvester 1-2

Tackles: Fellner 11, Foster 9 1.5 TFL 1 PBU, Aiyewa 6 1 PBU, Hau'oli 6, Williams 6, Dennison 6 1.5 TFL, Alameda 5, Thompson 4 2.5 TFL 1 PBU, Tokohai 3 1.5 TFL 1 SCK, Richardson 3, Trufant 2, Fuimaono 2, Walker 1, Folk 1, Callier 1, Long 1, Ducre 1

CAL

Rushing: Vereen 23-106, Allen 7-60, Sofele 4-13, Mansion 2-12

Passing (C-A-I-Yds-TD): Mansion 12-23-1-92-0

Receiving: Allen 4-46, Calvin 3-29, Jones, 2-17, Kapp 1-6, Sofele 1-(-2), Vereen 1-(-4)

Defense (Tackles Big Plays): Mohamed 14 1.0 TFL 1 FF 1 SCK, Kendrick 8 3.0 TFL 2 SCK, Conte 7, Holt 6 1 FR, Jordan 6 2.0 TFL 1 FR (TD), Cattouse 4 1 PBU, Browner 4, Guyton 4, Anthony 3 1 INT

GOLDEN BEAR TEAM AWARDS

DINK ARTAL AWARD

(Player Best Exemplifying Cal Spirit)

Offense: Shane Vereen Defense: Mychal Kendricks

KEN HARVEY AWARD

(Player Showing Special Academic Commitment and Improvement)

Donovan Edwards

SCHLESSINGER COACHES AWARD

(Outstanding Athletic Ability, Academic Success and Community Service)

Mike Mohamed

KEN COTTON AWARD

(Most Courageous Player)

Offense: Chris Guarnero

Defense: Derrick Hill

STUB ALLISON AWARD

(Most Inspirational Player)

Shane Vereen

JOE ROTH AWARD

(Player Best Exemplifying Courage, Attitude and Sportsmanship)

Mike Mohamed

ANDY SMITH AWARD

(player with the Most Big "C" Time)

Mitchell Schwartz

LIFTER OF THE YEAR

Freshman: Nick Forbes

Senior: Cameron Jordan

TRAINER OF THE YEAR

Kaitlin Jones

MANAGER OF THE YEAR

Marco Noce

SCOUT TEAM PLAYERS OF THE YEAR

**Offense: Jackson Bouza,
Chris Adcock**

**Defense: Lucas King,
Michael Coley**

Special Teams: Kaelin Clay, Dan Camporeale

BERKELEY BREAKFAST CLUB AWARD

(Outstanding Player in the Big Game)

Offense: Bryan Anger

Defense: Sean Cattouse

BOB TESSIER AWARD

(Most Improved Linemen)

Offense: Richard Fisher

Defense: Trevor Guyton

MOST IMPROVED PLAYER

Chris Conte

BOB SIMMONS AWARD

(Most Valuable Freshman)

Offense: Keenan Allen

Defense: Steve Williams

MOST VALUABLE BACK

Offense: Shane Vereen

Defense: Chris Conte

J. SCOTT DUNCAN AWARD

(Most Valuable Special Teams Player)

Bryan Anger

BRICK MULLER AWARD

(Most Valuable Linemen)

Offense: Mitchell Schwartz

Defense: Cameron Jordan

CORT MAJORS AWARD

(Team Captain)

Offense: Shane Vereen

Defense: Mike Mohamed

PAPPY WALDORF CAL COACHES AWARD

Kevin Riley

BEAR BACKERS AWARD*

(Most Valuable Player)

Offense: Shane Vereen

Defense: Cameron Jordan & Mike Mohamed

* Voted on by team

FORMER PLAYER CAREER BIOGRAPHIES

SOLOMONA AIGAMAU **#90**
(SAUL-ih-mona) (eye-ING-ah-MOE-ah)**TE/LB, 6-3, 255** Honolulu, HI
2007-10 St. Louis HS**CAL CAREER:** Played in three career games off the bench during four seasons with the program from 2007-10, recording one catch for seven yards on offense, and a pair of unassisted tackles and 0.5 tackles for loss (-1 yards) defensively ... spent his first three seasons in the program from 2007-09 as a linebacker before moving to tight end for his

final campaign ... will not use his final season of collegiate eligibility in 2011.

2010: Played in two games off the bench ... moved to tight end for his final collegiate campaign and made the lone catch of his career, picking up one reception for seven yards in the season-opener vs. UC Davis ... also played in the second contest of the campaign against Colorado but not record any statistics.**2009:** Saw action in one game off the bench against Eastern Washington, recording his first career stats with two unassisted tackles and 0.5 tackles for loss (-1 yard).**2008:** A member of the team but did not see any game action.**2007:** Redshirted.**HIGH SCHOOL:** Rated as the No. 16 player in Hawaii by Scout and Rivals ... selected first-team All-State at defensive end by the Honolulu Advertiser and Honolulu Star-Bulletin ... All-Interscholastic League of Honolulu honoree ... helped lead squad to an 11-1 record (7-0 in league play) in his 2006 senior season with the lone loss coming in the state championship game ... also a prep basketball standout.**PERSONAL:** Full name is Solomon Andrew Aigamau ... born October 14, 1989 ... parents are Benjamin and Elisapeta Aigamau ... two siblings are older brother, Benjamin, and younger sister, Fuarosa ... attended same high school as former Cal teammate and current Jacksonville Jaguar player Tyson Alualu ... known as Mona by his teammates ... on track to receive his bachelor's degree from Cal in sociology in December of 2011.**AIGAMAU'S CAREER STATISTICS**

TACKLES	G-GS	UA	A	Total	TFL-Yds	PD	FF	FR	Blkd
2009	1-0	0	2	2	0.5-1	0	0	0	0
2010	2-0	0	0	0	0.0-0	0	0	0	0
TOTAL	3-0	0	2	2	0.5-1	0	0	0	0

RECEIVING	G-GS	Rec	Yds	TD	Lg	Rec/G	Avg/C	Avg/G
2009	1-0	0	0	0	0	0.0	0.0	0.0
2010	2-0	1	7	0	7	0.5	7.0	3.5
TOTAL	3-0	1	7	0	7	0.3	7.0	2.3

ALL-PURPOSE	G-GS	Rush	Rec	PR	KR	IR	Total	Avg/G
2009	1-0	0	0	0	0	0	0	0.0
2010	2-0	0	7	0	0	0	7	3.5
TOTAL	3-0	0	7	0	0	0	7	2.3

AIGAMAU'S CAREER GAME HIGHS

Receptions: 1 (vs. UC Davis, 2010)
Receiving Yards: 7 (vs. UC Davis 2010)
Long Reception: 7 (vs. UC Davis 2010)
Tackles: 2 (vs. Eastern Washington, 2009)
Tackles For Loss: 0.5 (Eastern Washington, 2009)
Tackle For Loss Yards: 1 (Eastern Washington, 2009)

IAN ALBRECHT **#85****WR, 6-0, 204** Sonoma, CA
2007-09 Sonoma HS**CAL CAREER:** Was a member of the program for three seasons from 2007-09 until leaving the team's just prior to training camp in 2010 ... did not see any game action.**2010:** Left the team just prior to training camp.**2009:** A member of the team but did not see any game action.**2008:** A member of the team but did not see any game action.**2007:** Redshirted.**HIGH SCHOOL:** A first-team All-Empire selection as a senior when he was a team captain and team MVP ... earned honorable mention All-Metro honors and was a candidate for Athlete of the Year in Sonoma County during his senior campaign when he set single-season school records for receptions (58) and receiving yards (1,070), while also establishing a single-game mark with 225 receiving yards in one contest ... earned All-Empire League honors as a junior when he had 21 catches for 635 yards and seven touchdown receptions in just seven games of action ... also a standout golfer, earning All-Empire League honors for four years and being named the Empire League Player of the Year as a senior with a nine-hole average of 36.6.**PERSONAL:** Full name is Ian Timothy Albrecht ... born October 26, 1988 ... parents are Dennis and Lynne Albrecht ... major is legal studies.**TOM BERRY** **#60****OL, 6-5, 290** Murrieta, CA
2010 Palomar CC/Murrieta Valley HS**2010:** Participated in the early stages of Cal's 2010 training camp before leaving the team.**JUNIOR COLLEGE:** Earned first-team Region III All-California honors on offense as a sophomore in 2009, and was also a unanimous first-team guard for the Southern California Football Association's National Division Southern Conference ... led team

to a spot in the state semifinals as a sophomore ... earned his team's academic award in 2009 after posting a 4.0 combined GPA in his two years on campus ... won his school's National Football Foundation Academic Award as a sophomore.

HIGH SCHOOL: Earned first-team All-Southwestern League honors during both of his final prep campaigns ... squad captured Southwestern League title during his junior season.**PERSONAL:** Full name is Thomas Robert Berry ... born March 29, 1989 ... parents are Tom and Cindy Berry ... major was economics during his time with the Cal football program.

KEITH BROWNER

#47



LB, 6-6, 250..... Los Angeles, CA
2006-10.....Dorsey HS

CAL CAREER: Played in all possible 38 games over his final three seasons with 10 starts, recording 41 tackles with 4.5 tackles for loss (-25 yards), 2.0 sacks (-17 yards), a forced fumble, a fumble recovery and two pass breakups ... wore No. 57 for his first three seasons (2006-08) in the program before switching to No. 47 for his final two campaigns

(2009-10) ... played both linebacker and defensive end during his Cal career.

2010: Played in all 12 games with nine starts ... made 28 tackles, while adding 2.5 tackles for loss (-15 yards), 1.0 sack (-8 yards) and the lone forced fumble of his career ... recorded a career-high eight tackles at USC, while picking up four in each of his two final collegiate contests vs. Stanford and Washington ... had all of his tackles for loss in the first five games of the season, picking up 1.0 against both UC Davis (-8 yards) on a quarterback sack and at Nevada (-5 yards) on his forced fumble ... also had half of a TFL (-2 yards) vs. UCLA.

2009: Played in all 13 contests, including the first start of his career at outside linebacker in the regular-season finale at Washington ... contributed five tackles and 0.5 tackles for loss (no yards) ... had a season-high two tackles against Eastern Washington, and one each in contests vs. Maryland and Oregon State, as well as at Stanford when he also recorded his half tackle for loss.

2008: Played in all 13 games off the bench primarily on special teams and as a backup defensive end, compiling eight tackles, 1.5 tackles for loss (-10 yards), 1.0 sack (-9 yards), a fumble recovery and two pass breakups ... most extensive action came against Colorado State when he had a season-high four tackles, including a nine-yard sack that was the first of his career ... recorded his fumble recovery at Maryland ... his tackle at Washington State was also a half tackle for loss (-1 yard) ... pass breakups came in games vs. Michigan State and Arizona State.

2007: Made his college debut vs. Louisiana Tech but did not record any statistics other than participation.

2006: Redshirted due to shoulder surgery ... did not play.

HIGH SCHOOL: Prepstar All-America selection ... also a member of the SuperPrep All-Far West team ... ranked No. 22 among defensive ends in the country and was the No. 78 prospect at his position in California according to Rivals ... named by Scout as the No. 45 defensive end in America ... checked in at No. 61 overall in the final Rivals regional ranking ... played on an 11-3 team and City of Los Angeles semifinalist as a senior ... credited with 21.0 sacks, eight fumble recoveries and six forced fumbles over the last two seasons of his prep career ... recorded 12.0 sacks as a senior ... a member of the National Honor Society and Dean's List ... invited to the CalFlorida Bowl.

PERSONAL: Full name is Keith Browner ... born April 7, 1988 ... parents are Keith Sr. and Charisse Browner ... father was a standout at USC and played in the NFL with the Tampa Bay Buccaneers, Los Angeles Raiders, San Francisco 49ers and San Diego Chargers ... other Browner football standouts include Joey, Ross, Jim and Willard ... Joey played at USC before embarking on a 10-year NFL career with Minnesota and Tampa Bay ... Ross, Jim and Willard all played collegiately at Notre Dame, with Ross also spending 10 seasons in the NFL with Cincinnati and Green Bay, while Jim was with Cincinnati for two years ... one of five siblings ... graduated from Cal in May of 2011 with American studies.

BROWNER'S CAREER STATISTICS

TACKLES	G-GS	UA	A	Total	TFL-Yds	PD	FF	FR	Blkd
2007	1-0	0	0	0	0.0-0	0	0	0	0
2008	13-0	3	5	8	1.5-10	2	0	1	0
2009	13-1	2	3	5	0.5-0	0	0	0	0
2010	12-9	13	15	28	2.5-15	0	1	0	0
TOTAL	38-10	18	23	41	4.5-25	2	1	1	0

SACKS	G-GS	UA	A	Total	Yds
2008	1-0	0	0	0.0	0
2008	13-0	1	0	1.0	9
2009	13-1	0	0	0.0	0
2010	12-9	1	0	1.0	8
TOTAL	38-10	2	0	2.0	17

BROWNER'S CAREER GAME HIGHS

Tackles: 8 (at USC, 2010)
Tackles For Loss: 1.0 (three times, last at Nevada, 2010)
Tackle For Loss Yards: 9 (Colorado State, 2008)
Sacks: 1.0 (twice, last vs. UC Davis, 2010)
Sack Yards: 9 (Colorado State, 2008)
Forced Fumbles: 9 (Colorado State, 2008)
Fumble Recoveries: 1 (at Maryland, 2008)
Pass Breakups: 1 (twice, last vs. Arizona State, 2008)

TEVIN CARTER

#6



WR, 6-2, 209..... Los Angeles, CA
2010.....Santee HS

CAL CAREER: A member of the program for one season in 2010 but did not see any game action.

2011: Left the team during spring practice.

2010: Redshirted ... listed at No. 48 nationally among freshman wide receivers prior to the season by Phil Steele.

HIGH SCHOOL: A four-star selection of both Rivals and Scout ... checked in at No. 130 on the Rivals250 list, as well as No. 17 on the media outlet's national ratings of wide receivers and No. 20 for all California players ... ranked as Scout's No. 60 wide receiver nationally and No. 56 for all California players ... ESPN had him No. 66 nationally at wide receiver ... a member of the SuperPrep All-Far West team ... totaled 42 receptions for 1,117 yards and eight touchdown catches as a senior, while also contributing 84 tackles, two interceptions and four forced fumbles defensively to earn All-City honors in Los Angeles on both sides of the ball ... among players receiving votes as a wide receiver for the Long Beach Press-Telegram's Best in the West team in his senior campaign ... had a solid junior season on offense with 28 receptions for 833 yards and 11 TDs, while excelling defensively with 119 tackles, five fumble recoveries and four forced fumbles to earn Southern League Defensive Player of the Year and first-team All-City honors ... placed third in the state in the 200-meter dash and fourth in the 100 as a junior after winning the Los Angeles City title in the 200 and finishing second in the 100 ... has a best of 10.61 in the 100 meters and 21.21 in the 200, which was the second-fastest time in California in 2009 ... did not compete in track and field as a senior in 2010 in order to focus on football ... called "one of the fastest players in California" by Scout.

PERSONAL: Full name is Tevin D. Carter ... born September 13, 1992 ... mother is Rosalind Wright ... major was undeclared while at Cal.

CHRIS CONTE

(CON-tee)

#17



DB, 6-3, 212 Los Angeles, CA
2007-10.....Loyola HS

AFTER CAL: Selected by the Chicago Bears in the third round (No. 93 overall) of the 2011 NFL Draft ... originally accepted an invitation to play in the 86th Annual East-West Shrine Game but ended up not participating in the contest ... among the top defensive back performers at the 2011 NFL Scouting Combine in the broad jump (No. 4-T, 10-7) and bench press (No. 13-T, 18 reps of 225 pounds) ... participated in Cal's Pro Day on March 9, 2011.

CAL CAREER: Played in 50 of 51 possible games and made 17 starts during his four seasons at Cal from 2007-10 ... compiled career totals of 157 tackles, 4.0 tackles for loss (-13 yards), two interceptions (no return yards), 11 pass breakups, a forced fumble, a fumble recovery, three kick returns for 55 yards (18.3 ypr) and one blocked punt return that he brought back six yards for his only career touchdown on a play in which he was credited for 17 return yards since the blocked punt was credited to the team before he picked it up and ran for the score.

2010: Had the biggest season of his collegiate career as a senior, earning first-team All-Pac-10 honors while making 12 of his 17 career starts ... earned Cal's Most Improved Player honors and was named the squad's Most

Valuable Back on defense ... ranked third on the team with 72 tackles and tied for No. 23 in the Pac-10 with an average of 6.0 stops per game ... also added 2.0 tackles for loss (-5 yards), an interception, three pass breakups, a forced fumble, two kick returns for 41 yards and the team's only blocked kick return of the season on an Arizona State punt attempt, which he was credited for a six-yard punt return for his first career touchdown and 17 return yards because the team was credited with a blocked punt that he returned for a score ... recorded career highs of 16 tackles and 1.5 tackles for loss (-4 yards) at USC ... posted seven or more tackles on seven occasions, adding eight tackles at Arizona and Oregon State, as well as seven at Nevada and vs. Oregon, Stanford and Washington ... had his only interception of the season (second of his career) and the lone forced fumble of his career in back-to-back contests at Arizona and vs. UCLA ... had one pass breakup each vs. Arizona State, at Oregon State and vs. Oregon, adding 0.5 tackles for loss against the Ducks.

2009: Played in all 13 games with one start when he was in for the opening defensive snap vs. Utah in the Poinsettia Bowl ... finished the season with 25 tackles and one pass breakup ... had his most productive statistical game of the campaign vs. Washington State when he recorded a season-high five tackles ... also had four tackles and his lone pass breakup of the year in the previous contest at UCLA, while picking up three stops at Arizona State and vs. Utah in the Poinsettia Bowl when he also had his first career kick return for 14 yards ... named the nation's No. 45 cornerback in the preseason by Phil Steele.

2008: A reserve cornerback who played in 12 games with one start coming at USC ... played primarily in passing situations, finishing the season with 28 tackles, 1.0 tackle for loss (-5 yards), one interception and seven pass breakups to rank No. 18 in the Pac-10 with an average of 0.58 per game ... best performance came vs. Colorado State, when he finished with a season-high eight tackles and had a career-high-tying two pass breakups ... also had five stops both vs. Stanford and in the Emerald Bowl against Miami, Fla., when he also equaled a career-best with a pair of pass breakups ... recorded a five-yard tackle for loss among his three tackles at Oregon State ... picked off a Rudy Carpenter pass vs. Arizona State ... had a single pass breakup in three consecutive contests vs. UCLA, vs. Oregon and at USC ... broke a thumb vs. Stanford and missed the regular-season finale vs. Washington.

2007: Played in all 13 games with three starts, recording 32 tackles, 1.0 tackle for loss (-3 yards) and a fumble recovery ... earned honorable mention Freshman All-American honors from Sporting News and Scout ... recorded a season-high 10 tackles in the first start of his collegiate career vs. Washington State ... picked up five tackles and a fumble recovery the following contest vs. USC ... added four tackles against Louisiana Tech and three at Colorado State ... recorded the most tackles in a season by a true freshman at Cal since Donnie McCleskey had 45 in 2002.

HIGH SCHOOL: Listed at No. 21 among the best safeties in the nation by Rivals and No. 64 according to Scout ... Rivals also placed him as the No. 35 overall player in California ... selected to the All-Far West team by SuperPrep ... recorded 58 tackles with four interceptions as a senior, while catching 43 passes for 614 yards and five touchdowns on offense ... had 38 tackles and a pair of interceptions from his safety spot for a CIF Division I championship team during his 2005 junior campaign.

PERSONAL: Full name is Christopher Michael Conte ... born February 23, 1989 ... parents are Mark and Anne Conte ... an undeclared major during his time at Cal who was considering American studies.

CONTE'S CAREER STATISTICS

SCORING	G-GS	TD	Rush	Pass Retn	PAT	2PAT	FG	Total	Avg/G
2007	13-3	0	0	0	0	0	0	0	0.0
2008	12-1	0	0	0	0	0	0	0	0.0
2009	13-1	0	0	0	0	0	0	0	0.0
2010	12-12	1	0	0	1	0	0	6	0.5
TOTAL	50-17	1	0	0	1	0	0	6	0.1

PUNT RETURNS	G-GS	No.	Yds	TD	Lg	Avg/R	Avg/G
2007	13-3	0	0	0	0	0.0	0.0
2008	12-1	0	0	0	0	0.0	0.0
2009	13-1	0	0	0	0	0.0	0.0
2010	12-12	1	17	1	6	17.0	1.4
TOTAL	50-17	1	17	1	6	17.0	0.3

KICK RETURNS	G-GS	No.	Yds	TD	Lg	Avg/R	Avg/G
2007	13-3	0	0	0	0	0.0	0.0
2008	12-1	0	0	0	0	0.0	0.0
2009	13-1	1	14	0	14	14.0	1.1
2010	12-12	2	41	0	21	20.5	3.4
TOTAL	50-17	3	55	0	21	18.3	1.1

INTERCEPTIONS	G-GS	No	Yds	TD	Lg	Avg/R	Avg/G
2007	13-3	0	0	0	0	0.0	0.0
2008	12-1	1	0	0	0	0.0	0.0
2009	13-1	0	0	0	0	0.0	0.0
2010	12-12	1	0	0	0	0.0	0.0
TOTAL	50-17	2	0	0	0	0.0	0.0

ALL-PURPOSE	G-GS	Rush	Rec	PR	KR	IR	Total	Avg/G
2007	13-3	0	0	0	0	0	0	0.0
2008	12-1	0	0	0	0	0	0	0.0
2009	13-1	0	0	0	14	0	14	1.1
2010	12-12	0	0	17	41	0	58	4.8
TOTAL	50-17	0	0	17	55	0	72	1.4

TACKLES	G	UA	A	Total	TFL-Yds	PD	FF	FR	Blkd
2007	13-3	20	12	32	1.0-3	0	0	1	0
2008	12-1	15	13	28	1.0-5	8	0	0	0
2009	13-1	19	6	25	0.0-0	1	0	0	0
2010	12-12	44	28	72	2.0-5	4	1	0	1
TOTAL	50-17	98	59	157	4.0-13	13	1	1	1

CONTE'S CAREER GAME HIGHS

Tackles: 16 (at USC, 2010)
Tackles For Loss: 1.5 (at USC, 2010)
Tackle For Loss Yards: 5 (at Oregon State, 2008)
Forced Fumbles: 1 (vs. UCLA, 2010)
Fumble Recoveries: 1 (vs. USC, 2007)
Interceptions: 1 (twice, last at Arizona, 2010)
Pass Breakups: 2 (twice, last Emerald Bowl vs. Miami, 2008)
Blocked Kicks: 1 (vs. Arizona State, 2010)
Punt Returns: 1 (vs. Arizona State, 2010)
Punt Return Yards: 17 (vs. Arizona State, 2010)
Punt Return TDs: 1 (vs. Arizona State, 2010)
Long Punt Return: 6TD (vs. Arizona State, 2010)
Kick Returns: 2 (at Washington State, 2010)
Kick Return Yards: 41 (at Washington State, 2010)
Long Kick Return: 21 (at Washington State, 2010)
All-Purpose Yards: 41 (at Washington State, 2010)
Points: 6 (vs. Arizona State, 2010)

MICHAEL COSTANZO

(cuh-STAN-zo)

#55

DL, 6-2, 278.....Danville, CA
 2006-10.....Monte Vista HS



CAL CAREER: Played in 32 games all off the bench primarily as a backup defensive lineman, recording nine tackles and 1.0 tackle for loss (-2 yards) ... changed his uniform to No. 55 for his 2010 senior season after being No. 77 in each of his first four campaigns with the program from 2006-09.

2010: Played in 10 games off the bench, recording a pair of tackles with one stop each in back-to-back games at USC and vs. Arizona State ... also had a big block against the Sun Devils on a Marc Anthony interception return.

2009: Played in all 12 regular-season games off the bench, contributing four tackles and 1.0 tackle for loss (-2 yards), but did not participate in the team's Poinsettia Bowl contest vs. Utah ... had single stops in home games vs. Maryland, Eastern Washington and Washington State, as well as at Washington in the regular-season finale ... recorded his tackle for loss in the season-opener against Maryland.

2008: Had a pair of tackles in seven games played off the bench ... stops came against Colorado State and Washington.

2007: Saw action in three games (at Colorado State, vs. Louisiana Tech, at Washington), notching his first career tackle in the Washington contest.

2006: Redshirted after suffering a knee injury in preseason camp ... did not play.

HIGH SCHOOL: A high school All-American selection by Prepstar ... rated No. 17 nationally among defensive tackle prospects and the No. 30 player overall in California by Rivals ... rated No. 18 nationally at defensive tackle according to Scout ... All-Region selection by SuperPrep, which listed

him as the No. 30 overall prospect for the states of California, Nevada and Hawaii ... two-time member of the San Francisco Chronicle All-Metro team and listed on the Rivals250 list ... a first-team selection on the prestigious Cal-Hi Sports All-State squad, rated No. 4 on the Contra Costa Times "Cream of the Crop" team, and a Long Beach Press-Telegram "Best in the West" honorable mention selection as a senior in 2005 ... three-time All-East Bay Athletic League pick and conference MVP in his senior campaign ... honored by multiple media outlets as both an offensive and defensive lineman ... ended his prep career with 175 tackles and 26.0 sacks ... had 33.0 tackles for loss over his last two high school campaigns ... preseason high school All-American by Sports Illustrated prior to his senior campaign when he played on an 11-1 squad that reached the section semifinals ... also participated in track and field for two years.

PERSONAL: Full name is Michael Richard Costanzo ... born April 28, 1988 ... parents are Rich and Cindy Costanzo ... father was an offensive lineman for Nebraska and the Dallas Cowboys ... also known as "DJ BIG RED" for his role a sidekick and disc jockey for former Cal wide receiver and rapper Alex "LOGGY" Lagemann ... has spent time producing his own music and pursuing a career as a music producer while also considering an audio engineering degree ... received his bachelor's degree from Cal in American studies in December of 2010.

COSTANZO'S CAREER STATISTICS

TACKLES	G-GS	UA	A	Total	TFL-Yds	PD	FF	FR	Blkd
2007	3-0	1	0	1	0.0-0	0	0	0	0
2008	7-0	1	1	2	0.0-0	0	0	0	0
2009	12-0	2	2	4	1.0-2	0	0	0	0
2010	10-0	1	1	2	0.0-0	0	0	0	0
TOTAL	32-0	5	4	9	1.0-2	0	0	0	0

COSTANZO'S CAREER GAME HIGHS

Tackles: 1 (nine times, last vs. Arizona State, 2010)


Tackles For Loss: 1.0 (vs. Maryland, 2009)

Tackle For Loss Yards: 2 (vs. Maryland, 2009)

SAM DEMARTINIS

(DEE-mar-teen-is)

#71



OL, 6-6, 290.....Sun Valley, CA
2007-10.....Notre Dame HS

CAL CAREER: A member of the program for four seasons from 2007-10, playing in four games all off the bench.

2010: Played in four games off the bench in the only action of his collegiate career, hitting the field in home contests against UC Davis, Colorado, Arizona State and Stanford.

2009: A member of the team but did not see any game action.

2008: A member of the team but did not see any game action.

2007: Redshirted ... earned Scout Team Player of the Year honors on offense.

HIGH SCHOOL: Ranked as the No. 7 offensive tackle in the country by Scout and No. 43 according to Rivals, who also listed him as the No. 65 overall player in California ... SuperPrep All-America and All-Far West team selection ... honorable mention Long Beach Press-Telegram "Best in the West" choice ... Prepstar All-West Region honoree ... All-State first-team selection and one of four juniors named first-team to his All-Section squad after helping his squad to a 13-1 record as a junior in 2005 ... two-time Mission League Lineman of the Year ... garnered Cal-Hi Sports first-team All-State honors ... during his four years of high school his teams posted a combined 50-4 record ... also a two-time All-Mission League selection in track and field.

PERSONAL: Full name is Samuel Domenic DeMartinis ... born March 26, 1989 ... parents are Jack and Madeline DeMartinis ... father was on the 1975 UCLA team that played in the Rose Bowl ... older brother, Tony, played both defensive end and tight end during five collegiate seasons at San Diego State (2005-09) ... on track to receive his bachelor's degree from Cal in legal studies in December of 2011.

DEMARTINIS' CAREER STATISTICS

PARTICIPATION	G-GS	
2010	4-0	No other statistics
TOTAL	4-0	No other statistics

DONOVAN EDWARDS

#53



OL, 6-3, 280.....Richmond, CA
2008-10.....Diablo Valley College/
Pinole Valley HS

AFTER CAL: Participated in Cal's Pro Day on March 9, 2011 and the San Francisco 49ers' Local Pro Day on April 20, 2011.

CAL CAREER: Played in 34 games with 18 starts all at right tackle during his three seasons with the program from 2008-10 ... signed by the Golden Bears late in the summer of 2008 and joined the team for preseason camp prior to that season.

2010: One of only two Cal offensive lineman along with Mitchell Schwartz to start all 12 games, making each of his starts at right tackle ... winner of the Ken Harvey Award, given annually to the Cal player showing special academic commitment and improvement.

2009: Played in all 13 games off the bench, primarily on special teams and as a backup offensive lineman.

2008: Started the last six games of the season at right tackle after a season-ending injury to Chet Teofilo and played in a total of nine contests ... had two pancake blocks and two knockdowns against Oregon, and two knockdowns in the Big Game vs. Stanford.

JUNIOR COLLEGE: Did not allow a sack during his one season at Diablo Valley College as a freshman in 2007.

HIGH SCHOOL: Played on a pair of Alameda Contra Costa League champions in his last two years as the teams combined for a 14-0 league record during those two seasons, with his 2006 senior squad going 11-1 overall and the 2005 club posting a 9-2 record.

PERSONAL: Full name is Donovan Alston Edwards ... born June 15, 1989 ... parents are Dennis Edwards and Felicia Dixon ... attended the same high school (Pinole Valley) as former Cal safety Thomas DeCoud ... received his bachelor's degree from Cal in legal studies in May of 2011.

EDWARDS' CAREER STATISTICS

PARTICIPATION	G-GS	
2008	9-6	No other statistics
2009	13-0	No other statistics
2010	12-12	No other statistics
TOTAL	34-18	No other statistics

SAVAI'I ESELU

(sah-VAH-ee) (ih-SELL-ew)

#99



TE, 6-3, 242.....Waipahu, HI
2007-10.....Moanalua HS

CAL CAREER: Played in one game during his four seasons with the program from 2007-10, recording no stats other than participation.

2010: A member of the team but did not see any game action.

2009: Made his collegiate debut against Eastern Washington in the only action of his career ... did not record any stats other than participation.

2008: A member of the team but did not see any game action.

2007: Redshirted.

HIGH SCHOOL: Rated the No. 4 prospect in the state of Hawaii and the No. 24 tight end in the country by Rivals ... listed as the No. 35 tight end in the nation by Scout ... selected to the All-Far West team by SuperPrep ... Prepstar All-West Region choice ... earned All-State honors twice, including a first-team selection as a senior ... three-year varsity captain and a three-time All-Oahu White League honoree ... registered 15 catches for 502 yards and two touchdowns as a senior and 45 receptions for 1,285 yards over his career ... also played defense, totaling 25.0 tackles for loss and 12.0 sacks as a prep ... earned academic honor roll recognition in every quarter.

PERSONAL: Full name is Savai'i Micah-O'Brien Eselu ... born July 11, 1989 ... parents are Raymond and Tammy Eselu ... lists playing the ukulele among his hobbies ... received his bachelor's degree from Cal in sociology in May of 2011.

ESELU'S CAREER STATISTICS

PARTICIPATION	G-GS	
2008	1-0	No other statistics
TOTAL	1-0	No other statistics

RICHARD FISHER

#73



OL, 6-2, 275.....Ben Lomond, CA
2006-10.....Scotts Valley HS

AFTER CAL: Participated in Cal's Pro Day on March 9, 2011 and the San Francisco 49ers' Local Pro Day on April 20, 2011 ... worked on the current Memorial Stadium renovation project for contractor WebCor Builders following his collegiate career.

CAL CAREER: Played in 24 games off the bench primarily as a reserve offensive lineman and on

special teams over the final three seasons of his five-year Cal career from 2006-10.

2010: Played in all 12 games off the bench ... recipient of team's Bob Tesier Award as the Most Improved Offensive Lineman ... earned honorable mention Pac-10 All-Academic honors.

2009: Played in four contests off the bench, seeing action vs. Eastern Washington and then again in three consecutive games vs. Washington State, at Arizona State and vs. Oregon State ... rotated in with the first unit during at Arizona State and vs. Oregon State.

2008: Played in seven games off the bench, serving as a primary backup to first-team All-American center and Rimington Trophy finalist Alex Mack ... had worked his way into the offensive line rotation at left guard during 2008 spring ball before moving to center for the regular season.

2007: A member of the team but did not see any game action.

2006: Redshirted.

HIGH SCHOOL: Selected his school's Scholar-Athlete of the Year as a senior ... garnered his team's Offensive Lineman of the Year honors three times ... National Football Foundation Scholar-Athlete ... high school squad was Central Coast Section semifinalist during his 2005 senior campaign ... tallied 112 tackles, scored one touchdown and had four interceptions in 2005 ... graduated among the top 10 of his class ... earned an International Baccalaureate Diploma ... played in the Santa Cruz County All-Star Game.

PERSONAL: Full name is Richard Jenner Fisher ... born September 19, 1987 ... parents are Eric and Brett Fisher ... grandparents, Richard Beauvais and Aubrey Degnan, both attended Cal ... great grandfather, George Degnan, was a letterwinner on the 1931 Cal football team ... has been a vegetarian since he was a toddler ... received his bachelor's degree from Cal in civil engineering in December of 2010.


FISHER'S CAREER STATISTICS

PARTICIPATION	G-GS	
2008	7-0	No other statistics
2009	5-0	No other statistics
2010	12-0	No other statistics
TOTAL	24-0	No other statistics

GARRY GRAFFORT

(GRAPH-ort)

#89



TE, 6-3, 242.....Concord, CA
2006-10.....Ygnacio Valley HS

CAL CAREER: Played in 13 games off the bench over the final four seasons of his five with the program from 2006-10 ... did not record any stats other than participation.

2010: Played in five home games off the bench against UC Davis, Arizona State, Oregon, Stanford and Washington ... did not record any stats other

than participation.

2009: Played in four games off the bench, getting into home contests vs. Maryland, Eastern Washington, Washington State and Arizona ... did not record any stats other than participation.

2008: Played in two games off the bench, seeing action both at Washington State and vs. Washington ... did not record any stats other than participation.

2007: Played in two games off the bench, making his collegiate debut at Colorado State and also playing vs. Washington State ... did not record any stats other than participation.

2006: Redshirted.

HIGH SCHOOL: Selected to the Contra Costa Times "Cream of the Crop" squad in 2005 when he was also a first-team All-Bay Valley Athletic League choice and his team's Defensive Player of the Year as his high school squad was the NCS 2A champion during that campaign ... tallied 11.0 sacks during his junior season to lead the BVAL ... two-year captain for his football squad ... four-year participant in basketball and a one-year letterwinner in baseball ... Golden Warrior nominee in 2006.

PERSONAL: Full name is Gary Morgan Graffort ... born May 28, 1988 ... parents are Garry and Cindy Graffort ... goal is to work for the United States government ... on track to receive his bachelor's degree from Cal in political science in the summer of 2011.

GRAFFORT'S CAREER STATISTICS

PARTICIPATION	G-GS	
2007	2-0	No other statistics
2008	2-0	No other statistics
2009	4-0	No other statistics
2010	5-0	No other statistics
TOTAL	13-0	No other statistics

CHRIS GUARNERO

(guar-NERR-o)

#54



OL, 6-2, 270.....Westminster, CO
2006-10.....Mullen HS

AFTER CAL: Participated in Cal's Pro Day on March 9, 2011 and the San Francisco 49ers' Local Pro Day on April 20, 2011.

CAL CAREER: Played in 28 games with 27 starts from 2007-10, including a stretch of 17 in a row that spanned all 13 games of his 2009 junior campaign and the first four of his 2010 senior season ... selected All-Pac-10 Honorable Mention and Pac-10 All-Academic in each of

his last two seasons in 2009 and 2010.

2010: An All-Pac-10 honorable mention pick and Pac-10 All-Academic honorable mention selection ... earned the team's Ken Cotton Award on offense given to Cal's Most Courageous Player ... one of four game captains for each of the 11 contests he played in and started at center, missing only the UCLA game due to injury ... selected as a third-team midseason All-Pac-10 choice by Phil Steele after earning fourth-team All-Pac-10 honors and recognition as the nation's No. 33 draft-eligible center prior to the season according to Steele.

2009: An All-Pac-10 honorable mention choice and Pac-10 All-Academic honorable mention selection, as well as a postseason third-team All-Pac-10 pick of Steele ... started all 13 games at center after replacing first-team All-American Alex Mack as the team's starting center, moving back to the position after spending most of the 2008 campaign at guard ... named the nation's No. 39 draft-eligible center by Steele prior to the campaign.

2008: Started the first three games at left guard (vs. Michigan State, at Washington State, at Maryland) before a toe injury sidelined him for the rest of the season ... registered 2.5 pancake blocks and three knockdowns.

2007: Played in one contest off the bench, making his collegiate debut vs. Louisiana Tech ... was listed as Cal's backup center for every contest.

2006: Redshirted ... shared Scout Team Player of the Year honors on offense.

HIGH SCHOOL: The first player from Colorado to sign with the Bears under head coach Jeff Tedford ... considered one of the top players in the state of Colorado (No. 3) as well one of the top guard prospects in the country (No. 19) by Rivals ... also a member of the Rivals250 list for all positions and a four-star recruit by the organization ... a SuperPrep and Prepstar All-American choice ... Scout listed him among America's top-100 linemen ... SuperPrep ranked him the No. 32 offensive lineman in the country, while Rivals had him as high as No. 17 in the final regional rankings ... played on state champion and state runner-up teams in his junior and senior seasons, respectively ... helped lead his team to a combined 24-4 record over his final two campaigns ... earned All-State and All-5A Centennial Conference honors as well as a selection to the All-State game as a senior ... had twice previously earned All-5A Centennial Conference recognition ... academic All-State honorable mention.

PERSONAL: Full name is Chris Noel Tompek-Guarnero ... born December 18, 1987 ... parents are Gary Guarnero and Trudy Tompek-Guarnero ... received his bachelor's degree from Cal in American studies in December of 2010.

GUARNERO'S CAREER STATISTICS

PARTICIPATION	G-GS	
2007	1-0	No other statistics
2008	3-3	No other statistics
2009	13-13	No other statistics
2010	11-11	No other statistics
TOTAL	28-27	No other statistics

DARIAN HAGAN

#26



DB, 6-0, 178 **Los Angeles, CA**
2006-10.....**Crenshaw HS**

AFTER CAL: Played in the NFLPA Game, formerly the Texas vs. The Nation Game, in San Antonio on Feb. 5, 2011.

CAL CAREER: Played in 38 games with 26 starts in the final four seasons of his Cal career (2007-10) after redshirting as a true freshman in 2006 ... collected 124 tackles, 7.5 tackles for loss (-24 yards), 2.0 sacks (-16 yards), four interceptions that he returned for 12 yards, a forced fumble, two fumble recoveries including one that he returned 82 yards for a touchdown against Colorado as a senior in 2010, and 25 pass breakups to rank tied for sixth on Cal's all-time list ... also added three kick returns for 68 yards.

2010: Earned All-Pac-10 Honorable Mention honors after contributing 38 tackles, 2.0 tackles for loss (-16 yards), the first 2.0 sacks of his career (-16 yards), an interception, five pass breakups and a fumble recovery against Colorado that he returned 82 yards for a touchdown and the only score of his collegiate career ... played in 11 games with nine starts ... earned third-team midseason All-Pac-10 honors from Phil Steele ... named the Pac-10 Defensive Player of the Week for his performance against UCLA when he recorded the first two sacks of his career for a loss of 16 yards among his five tackles and his lone interception of the season ... added four tackles to his TD fumble return against Colorado ... named an honorable mention College Football Performance Awards Defensive Back Performer of the Week after his performances against both Colorado and UCLA ... posted a season-high-tying six tackles both at Arizona and vs. Arizona State, adding a pass breakup against the Wildcats ... had a season-high two pass breakups at Washington State ... posted four tackles against Oregon ... missed the Big Game vs. Stanford due to injury.

2009: Played in 10 games and started four, including the first three contests of the year vs. Maryland, vs. Eastern Washington and at Minnesota, and then once again against Washington State ... did not play in back-to-back games at Arizona State and vs. Oregon State, or in the Poinsettia Bowl vs. Utah ... recorded 30 tackles, 3.0 tackles for loss (-4 yards) and five pass breakups ... had his most productive statistical stretch during back-to-back games at UCLA (five tackles, career-high-tying three pass breakups) and vs. Washington State (season-high six tackles, 1.0 tackle for loss for -1 yard, one pass breakup) ... also had five tackles in regular-season finale at Washington ... added three tackles in contests vs. Maryland, at Minnesota and vs. USC, adding a pass breakup against the Golden Gophers ... selected third-team preseason All-Pac-10 by Athlon and Phil Steele, as well as the nation's No. 54 cornerback by the latter.

2008: Started all 13 games and developed into one of the better cornerbacks in the Pac-10 ... tied the single-season school record along with teammate Syd'Quan Thompson for passes defended as both players finished the campaign with 18 ... recorded a per-game average of 1.39 passes defended to rank tied for third in the Pac-10 and tied for fifth in the NCAA, with Hagan's total including three interceptions that he returned for 12 yards (0.23 per game, No. 14-T Pac-10) and 15 pass breakups ... recorded a career-high 56 tackles to rank eighth on the team, while adding 2.5 tackles for loss (-4 yards), a fumble recovery and a forced fumble on defense ... tied a Pac-10 single-game high by picking off two passes and returning them for 12 yards in the regular-season finale vs. Washington ... broke up a career-high-tying three passes three different times, first in the season-opener vs. Michigan State and then in back-to-back contests against UCLA and Oregon ... had at least one pass breakup in seven consecutive contests beginning with the

fourth game of the season vs. Colorado and concluding when he recorded two at Oregon State in the 10th contest of the campaign ... his fumble recovery came against Arizona State on the Sun Devils' first drive of the game (third play from scrimmage) at the ASU 41-yard line to set up a Cal touchdown and give the Golden Bears an early 10-0 first quarter lead ... finished with a career-high-tying eight tackles and 1.0 tackles for loss (-1 yard), while adding a pass breakup against the Sun Devils ... matched the eight tackles vs. Miami, Fla. in the Emerald Bowl ... also had seven stops against Colorado State and six vs. both Michigan State and Oregon, adding his first career interception, 1.0 tackle for loss (-2 yards) and a pass breakup vs. Colorado State ... recorded the lone forced fumble of his career at Maryland ... returned three kicks for 68 yards that came in back-to-back games vs. Colorado State (1-24) and Arizona State (2-44).

2007: Played in four games all off the bench on special teams and as a backup cornerback ... did not record any statistics other than participation.

2006: Redshirted.

HIGH SCHOOL: All-America selection at defensive back by SuperPrep and Prepstar ... ranked No. 83 among all high school players in the country by SuperPrep as well as No. 14 in California and No. 16 nationally at his position ... rated the No. 5 cornerback nationally by both Rivals and Scout ... ended his prep career with a state-record 25 interceptions ... led his squad to its first city championship as a senior in 2005 with a late 85-yard touchdown reception and a game-clinching interception ... first-team All-State, All-City and All-Coliseum League selection on both offense and defense as a senior, recording 55 tackles, averaging 21.0 yards per catch on 30 receptions for 630 receiving yards and blocking four punts ... also named the Los Angeles Defensive Player of the Year and was an All-Area choice of the Los Angeles Times in his final prep season ... selected to play in the CaliFlorida Bowl as a senior and was a Long Beach Press-Telegram "Best in the West" honorable mention pick ... led the state with 13 interceptions and recorded 70 tackles as a junior when he was honored as a first-team All-State underclassman, while adding All-Region, All-County, All-Area and All-Coliseum League recognition ... had seven picks as a sophomore.

PERSONAL: Full name is Darian L. Hagan ... born November 5, 1988 ... mother is Pier Bruce ... brother is Jerome "Lil Bo" Bruce ... daughter, Kaiyana, battled a rare form of kidney cancer when she was a one-year-old ... on track to receive his bachelor's degree from Cal in social welfare in the summer of 2011.

HAGAN'S CAREER STATISTICS

SCORING	G-GS	TD	Rush	Pass	Retn	PAT	2PAT	FG	Total	Avg/G
2007	4-0	0	0	0	0	0	0	0	0	0.0
2008	13-13	0	0	0	0	0	0	0	0	0.0
2009	10-4	0	0	0	0	0	0	0	0	0.0
2010	11-9	1	0	0	1	0	0	0	6	0.5
TOTAL	38-26	1	0	0	1	0	0	0	6	0.2

KICK RETURNS	G-GS	No.	Yds	TD	Lg	Avg/R	Avg/G
2007	4-0	0	0	0	0	0.0	0.0
2008	13-13	3	68	0	28	22.7	5.2
2009	10-4	0	0	0	0	0.0	0.0
2010	11-9	0	0	0	0	0.0	0.0
TOTAL	38-26	3	68	0	28	22.7	1.8

INTERCEPTIONS	G-GS	No	Yds	TD	Lg	Avg/R	Avg/G
2007	4-0	0	0	0	0	0.0	0.0
2008	13-13	3	12	0	6	4.0	0.9
2009	10-4	0	0	0	0	0.0	0.0
2010	11-9	1	0	0	0	0.0	0.0
TOTAL	38-26	4	12	0	6	3.0	0.3

ALL-PURPOSE	G-GS	Rush	Rec	PR	KR	IR	Total	Avg/G
2007	4-0	0	0	0	0	0	0	0.0
2008	13-13	0	0	0	68	12	80	6.2
2009	10-4	0	0	0	0	0	0	0.0
2010	11-9	0	0	0	0	0	0	0.0
TOTAL	38-26	0	0	0	68	12	80	2.1

TACKLES	G-GS	UA	A	Total	TFL-Yds	PD	FF	FR	Blkd
2007	4-0	0	0	0	0.0-0	0	0	0	0
2008	13-13	38	18	56	2.5-4	18	1	1	0
2009	10-4	23	7	30	3.0-4	5	0	0	0
2010	11-9	30	8	38	2.0-16	6	0	1	0
TOTAL	38-26	91	33	124	7.5-24	29	1	2	0

SACKS	G-GS	UA	A	Total	Yds
2007	4-0	0	0	0.0	0
2008	13-13	0	0	0.0	0
2009	10-4	0	0	0.0	0
2010	11-9	2	0	2.0	16
TOTAL	38-26	2	0	2.0	16

HAGAN'S CAREER GAME HIGHS

Tackles: 8 (twice, last Emerald Bowl vs. Miami, 2008)
Tackles For Loss: 2.0 (vs. UCLA, 2010)
Tackle For Loss Yards: 16 (vs. UCLA, 2010)
Sacks: 2.0 (vs. UCLA, 2010)
Sack Yards: 16 (vs. UCLA, 2010)
Forced Fumbles: 1 (at Maryland, 2008)
Fumble Recoveries: 1 (twice, last vs. Colorado, 2010)
Fumble Return Yards: 82 (vs. Colorado, 2010)
Fumble Return TDs: 1 (vs. Colorado, 2010)
Long Fumble Recovery: 82TD (vs. Colorado, 2010)
Interceptions: 2 (vs. Washington, 2008)
Interception Return Yards: 12 (vs. Washington, 2008)
Long Interception Return: 6 (twice, last vs. Washington, 2008)
Pass Breakups: 3 (four times, last at UCLA, 2009)
Kick Returns: 2 (vs. Arizona State, 2008)
Kick Return Yards: 44 (vs. Arizona State, 2008)
Long Kick Return: 28 (vs. Arizona State, 2008)
All-Purpose Yards: 44 (vs. Arizona State, 2008)
Points: 6 (vs. Colorado, 2010)

DERRICK HILL

#76



DL, 6-2, 308..... Oakland, CA
2006-10..... McClymonds HS

AFTER CAL: Participated in Cal's Pro Day on March 9, 2011 and the San Francisco 49ers' Local Pro Day on April 20, 2011.

CAL CAREER: Played in 48 games with 27 starts, finishing his collegiate career with 92 tackles, 11.5 tackles for loss (-34 yards) and 4.5 sacks (-25 yards) to go along with a fumble that he forced

and then recovered in the end zone for a touchdown as a 2010 senior vs. Oregon, three breakups and one interception that he returned for three yards ... known for his extensive community service work in which he spoke to youth groups, prison inmates and others about being positive, making good choices in life and much more.

2010: Played in 11 games with nine starts ... earned the team's Ken Cotton Award on defense given to Cal's Most Courageous Player and the Everett Merriman Award for a player demonstrating a commitment to community service ... recorded 16 tackles, 2.5 tackles for loss (-8 yards), 1.0 sacks (-7 yards), and one forced fumble of quarterback Darron Thomas that he recovered in the end zone that were the final points of the game by either team in the third quarter of a heartbreaking 15-13 loss against then No. 1 and unbeaten Oregon ... earned honorable mention honors from the College Football Performance Awards for his performance against Oregon in which he totaled a season-high-tying three tackles, 2.0 tackles for loss (-8 yards), 1.0 sack (-7 yards), one forced fumble that led to the fumble recovery in which he scored a touchdown, and a pass breakup ... also had a season-high-tying three tackles vs. Arizona State ... came up with two tackles at Nevada and vs. UCLA, and recorded at least one in 10 of the 11 games he played in ... added 0.5 tackles for loss (0 yards) vs. Stanford and a quarterback hurry vs. UC Davis ... selected by Phil Steele as a third-team preseason All-Pac-10 choice and named his No. 45 draft-eligible defensive tackle prior to the season.

2009: Started eight of the 10 games he played in, including the first seven and the Poinsettia Bowl against Utah ... missed three consecutive contests due to injury at Arizona State, vs. Oregon State and vs. Arizona ... finished with 18 tackles, 4.5 tackles for loss (-11 yards) and 2.0 sacks (-8 yards) ... recipient of the team's Schellsinger Coaches Award for outstanding athletic ability, academic success and community service ... had a career-high-tying five tackles on a pair of occasions vs. Eastern Washington and USC, while picking up four tackles and both of his career-high 2.0 sacks (-8 yards) against

Washington State ... had 1.0 tackle for loss (-1 yard) both at Oregon and UCLA, as well as 0.5 tackles for loss (-1 yard) against Eastern Washington ... named the nation's No. 45 draft-eligible defensive tackle by Phil Steele prior to the season.

2008: Started nine of Cal's 13 games, ending the season with a career-high 29 tackles, 2.5 tackles for loss (-4 yards), 0.5 sacks (-1 yard) and one pass breakup ... had a season-high-tying four stops at Maryland and vs. Arizona State ... garnered a half-sack for a loss of one yard at Arizona ... had 1.5 tackles for loss (-3 yards) among his three tackles vs. Miami, Fla. in the Emerald Bowl, while adding 0.5 tackles for loss (0 yards) at UCLA.

2007: Overcame a preseason knee injury to earn a spot on Cal's two-deep, responding with 24 tackles, 2.0 tackles for loss (-11 yards), 1.0 sack (-9 yards), an interception that he returned three yards, a quarterback hurry and a pass breakup in 11 games and one start ... selected as an honorable mention Freshman All-American by Scout ... earned his first career start in the Armed Forces Bowl against Air Force, essentially playing nose tackle in a 3-4 alignment and registering a career-high-tying five tackles ... had two tackles and corralled a key interception in the first quarter against Colorado State when the Rams had third-and-goal on the Cal two-yard line ... recorded three tackles, 0.5 tackles for loss (-1 yard), a quarterback hurry and a pass breakup that was nearly intercepted against Louisiana Tech ... logged his first career sack (-9 yards) against Arizona.

2006: Played in three games and recorded five tackles with three vs. Portland State and two at Tennessee, before a knee injury forced him to redshirt the season.

HIGH SCHOOL: One of the most decorated players in the 2006 recruiting class ... consensus prep All-American ... considered one of the top 50 players in the country by Rivals, who also listed him as the nation's No. 8 defensive tackle and the No. 8 overall prospect in California, as well as No. 13 in the West ... listed on the prestigious ESPN150 ... selected to Prepstar's Dream Team, which is that service's highest honor ... Scout listed him at No. 9 nationally among defensive line prospects ... honored as the top player on the Contra Costa Times' "Cream of the Crop" squad as a 2005 senior when he was also first-team All-State, a first-team selection of the Long Beach Press-Telegram's "Best in the West" team and the Oakland Tribune's East Bay Defensive Player of the Year ... a three-time All-City choice ... participated in the prestigious U.S. Army All-American Bowl and gave his verbal commitment to Cal on national television ... also chosen for the CaliFlorida Bowl ... senior numbers included 105 tackles, 45.0 tackles for loss and 15.5 sacks as he led his team to an 11-1 mark.

PERSONAL: Full name is Derrick Hill Jr. ... born July 16, 1988 ... parents are Derrick Hill and Tamara Purifoy-Hill ... received his bachelor's degree from Cal in African American studies in December of 2010.

HILL'S CAREER STATISTICS

SCORING	G-GS	TD	Rush	Pass	Retn	PAT	2PAT	FG	Total	Avg/G
2006	3-0	0	0	0	0	0	0	0	0	0.0
2007	11-1	0	0	0	0	0	0	0	0	0.0
2008	13-9	0	0	0	0	0	0	0	0	0.0
2009	10-8	0	0	0	0	0	0	0	0	0.0
2010	11-9	1	0	0	1	0	0	0	6	0.5
TOTAL	48-27	1	0	0	1	0	0	0	6	0.1

INTERCEPTIONS	G-GS	No	Yds	TD	Lg	Avg/R	Avg/G
2006	3-0	0	0	0	0	0.0	0.0
2007	11-1	1	3	0	3	3.0	0.3
2008	13-9	0	0	0	0	0.0	0.0
2009	10-8	0	0	0	0	0.0	0.0
2010	11-9	0	0	0	0	0.0	0.0
TOTAL	48-27	1	3	0	3	3.0	0.1

ALL-PURPOSE	G	Rush	Rec	PR	KR	IR	Total	Avg/G
2006	3-0	0	0	0	0	0	0	0.0
2007	11-1	0	0	0	0	3	3	0.3
2008	13-9	0	0	0	0	0	0	0.0
2009	10-8	0	0	0	0	0	0	0.0
2010	11-9	0	0	0	0	0	0	0.0
TOTAL	48-27	0	0	0	0	3	3	0.1


TACKLES	G-GS	UA	A	Total	TFL-Yds	PD	FF	FR	Blkd
2006	3-0	1	4	5	0.0-0	0	0	0	0
2007	11-1	10	14	24	2.0-11	2	0	0	0
2008	13-9	4	25	29	2.5-4	1	0	0	0
2009	10-8	6	12	18	4.5-11	0	0	0	0
2010	11-9	3	13	16	2.5-8	1	1	1	0
TOTAL	48-27	24	68	92	11.5-34	4	1	1	0

SACKS	G-GS	UA	A	Total	Yds
2006	3-0	0	0	0.0	0
2007	11-1	1	0	1.0	9
2008	13-9	0	1	0.5	1
2009	10-8	2	0	2.0	8
2010	11-9	1	0	1.0	7
TOTAL	48-27	4	1	4.5	25

HILL'S CAREER GAME HIGHS

Tackles: 5 (three times, last vs. USC, 2009)
Tackles For Loss: 2.0 (twice, last vs. Oregon, 2010)
Tackle For Loss Yards: 9 (vs. Louisiana Tech, 2007)
Sacks: 2.0 (vs. Washington State, 2009)
Sack Yards: 9 (vs. Louisiana Tech, 2007)
Forced Fumbles: 1 (vs. Oregon, 2010)
Fumble Recoveries: 1 (vs. Oregon, 2010)
Fumble Return TDs: 1 (vs. Oregon, 2010)
Interceptions: 1 (at Colorado State, 2007)
Interception Return Yards: 3 (at Colorado State, 2007)
Long Interception Return: 3 (at Colorado State, 2007)
Pass Breakups: 1 (three times, last vs. Oregon, 2010)
Quarterback Hurries: 1 (twice, last vs. UC Davis, 2010)
All-Purpose Yards: 3 (vs. Oregon, 2010)
Points: 6 (vs. Oregon, 2010)

LANGSTON JACKSON #25



TB, 6-1, 238.....Simi Valley, CA
2008-10.....Simi Valley HS

CAL CAREER: A member of the team for three seasons from 2008-10 but did not see any game action.

2010: A member of the team but did not see any game action.

2009: A member of the team but did not see any game action.

2008: Redshirted.

HIGH SCHOOL: A four-year varsity starter who twice earned team MVP honors ... rated No. 89 among the nation's top running backs ... a two-time All-Marmonte League selection as well as an All-County honoree as a senior when he rushed 230 times for 1,225 yards and 16 touchdowns after a 988-yard rushing campaign with 10 TDs as a junior ... also caught a combined 32 passes for 287 yards in his final two seasons and served as his team's punter, averaging 33.7 yards per punt as a senior.

PERSONAL: Full name is Langston Reynard Jackson ... born May 14, 1990 ... parents are Reginald and Lyle Jackson ... has a twin brother, Lorne, who will be a senior point guard for Pepperdine in 2011-12 ... major was undeclared during his time with the Cal football program but was considering American studies.

ED JOHNSTON

#59



OL, 6-2, 275.....Fairfield, CA
2009-10.....Armijo HS

CAL CAREER: A member of the team for two seasons from 2009-10 but did not see any game action.

2010: A member of the team but did not see any game action.

2009: Redshirted.

HIGH SCHOOL: Played both offensively and defensively as a prep ... earned Monticello Empire League Co-Offensive Lineman of the Year honors, as well as All-City and All-Region Offensive Lineman of the Year recognition as a 2008 senior ... also a first-team All-MEL, All-City and All-Region choice on the defensive line as a senior in 2008, finishing with a team-high 95 tackles, 5.0 sacks, two forced fumbles and one fumble recovery ... National Football Foundation Scholar-Athlete ... earned first-team All-MEL, All-City and All-Region defensive lineman honors as a junior in 2007 as well, finishing with a team-high 70 tackles as well as 2.0 sacks, one forced fumble and one fumble recovery ... picked up honorable mention All-MEL honors as an offensive lineman during his sophomore campaign ... also threw both the shot put and discus in track and field.

PERSONAL: Full name is Edward James Johnston ... born November 25, 1990 ... parents are Curt and Debbie Johnston ... the third of four siblings ... major was undeclared during his time with the Cal football program but was considering Art Practice.

CAMERON JORDAN

#97



DL, 6-4, 283.....Chandler, AZ
2007-10.....Chandler HS

AFTER CAL: Selected by the New Orleans Saints in the first round (No. 24 overall) of the 2011 NFL Draft to become Cal's 26th first-round pick and the eighth in the last 10 seasons, as well as the second defensive lineman chosen from Cal in the first round in as many years, joining the No. 10 overall selection of Tyson Alualu by the Jacksonville Jaguars in 2010 that made Cal only the second team in the Pac-10 to ever have defensive lineman selected in the first round of back-to-back drafts ... taken with the same pick (No. 24 overall) as former Cal quarterback and Super Bowl XLV MVP Aaron Rodgers was by the Green Bay Packers in 2005 ... took part only in position drills at Cal's Pro Day on March 9, 2011, after competing at the 2011 NFL Scouting Combine and posting marks in the broad jump (9-9) and 3 cone drill (7.07) that both tied for seventh among defensive linemen, while his 4.70 40-yard dash was 10th for his position and his 4.37 in the 20-yard shuffle tied for 10th ... named SI.com's No. 6 prospect for the 2011 NFL Draft ... recorded five tackles and 1.0 tackle for loss as a starter in the 2011 Under Armour Senior Bowl.

CAL CAREER: Played in 50 of 51 possible games and made 32 starts at Cal from 2007-10 ... an honorable mention All-American (Pro Football Weekly) and first-team All-Pac-10 choice as a senior in 2010 after two consecutive All-Pac-10 Honorable Mention campaigns in 2008 and 2009 ... finished his collegiate career with 175 tackles, while adding 34.0 tackles for loss (-122 yards) and 16.5 sacks (-89 yards) to rank just outside the school's all-time top 10 in each of the latter two categories ... added one interception that he returned for three yards, five pass breakups, four forced fumbles and five fumble recoveries that he returned for a total of 41 yards and two touchdowns.

2010: Earned honorable mention All-American honors from Pro Football Weekly and was a first-team All-Pac-10 choice according to both the league's coaches and Phil Steele ... added second-team All-Pac-10 honors from Scout ... on the final watch list for the Ted Hendricks Award given annually to the nation's top defensive end ... presented with three team awards including sharing the Bear Backer Award for the team's MVP on defense, the Brick Muller Award on defense given to the team's Most Valuable Lineman, and Senior Lifter of the Year ... started all 12 games and recorded career highs of 62 tackles (fifth on the club and first among defensive linemen) and 12.5 tackles for loss (-47 yards) for a 1.04 per game average that was second on the squad and fourth in the Pac-10 ... also had 5.5 sacks (-32 yards)

that were second on the team and a half sack shy of the career-high 6.0 he recorded as a 2009 junior, with his 0.46 per-game sacks average 11th in the Pac-10 ... added a career-high and team-high-tying three forced fumbles for an average of 0.25 per game that ranked tied for third in the Pac-10 ... had his lone fumble recovery of the season in the final game of his career vs. Washington, returning it 21 yards for his second career touchdown ... added four pass breakups to lead the team's defensive linemen and a quarterback hurry ... had his top statistical game of the season in a win at Washington State with a career-high 12 tackles, career-high-tying 3.0 tackles for loss (-15 yards) and a season-high 1.5 sacks to lead the Bears to their only road win of the campaign and earn honorable mention Defensive Lineman Performer of the Week honors from the College Football Performance Awards ... had six tackles four times – at Nevada (also 0.5 TFL), vs. Arizona State (also 1.0 TFL and one PBU), at Oregon State (also 2.0 TFL, 1.0 sack) and vs. Washington (also 2.0 TFL, one fumble recovery that he returned 21 yards for a touchdown) ... had 2.0 tackles for loss and 1.0 sack among his five tackles vs. Colorado ... picked up 1.0 tackle for loss, 1.0 sack, a forced fumble and a pass breakup at Arizona ... had 1.0 tackle for loss and 1.0 sack vs. UCLA ... recorded five tackles, a forced fumble, a quarterback hurry and a pass breakup against Oregon ... picked up second-team All-Pac-10 midseason honors from Steele ... selected by Athlon, Lindy's and Steele as a second-team preseason All-Pac-10 choice, with Lindy's also naming him the Pac-10's No. 8 NFL talent and Steele selecting him as the nation's No. 16 draft-eligible defensive end prior to the season ... called Cal's "The Next Big Thing" by Sporting News and listed as one of Cal's "Players to Watch" according to Lindy's.

2009: An All-Pac-10 Honorable Mention selection for the second consecutive season, starting all 13 games and ranking second among the team's defensive linemen behind 2010 first-round NFL draft pick Tyson Alualu with 48 tackles, as well as second overall also behind Alualu with 9.5 tackles for loss (-41 yards) and a career-high 6.0 sacks (-35 yards) ... among the Pac-10's per-game leaders in sacks (No. 10-T, 0.46) and tackles for loss (No. 15-T, 0.73) ... added one fumble recovery, five quarterback hurries and one pass breakup ... recipient of the team's Bob Tessier Award as the Most Improved Defensive Lineman ... recorded a season-high seven tackles, 1.5 tackles for loss (-7 yards) and 0.5 sacks (-5 yards) vs. Arizona ... had a huge game against Washington State with a career-high 2.5 sacks and a season-high 2.5 tackles for loss (-17 yards) among his six tackles, while also adding a career-high three quarterback hurries ... had five-tackle games vs. Maryland, at Oregon and vs. Oregon State with 1.0 tackle for loss in each of the three, while also adding a sack for minus three yards and a fumble recovery against the Terrapins in the season-opener and the first pass breakup of his career against the Beavers ... had 1.0 sack at UCLA (-7 yards) and vs. Utah in the Poinsettia Bowl (-3 yards) ... had 0.5 tackles for loss (-1 yard) among his four tackles at Stanford ... had single quarterback hurries vs. Eastern Washington and USC ... selected third-team preseason All-Pac-10 by Athlon and fourth-team according to Phil Steele, as well as the nation's No. 53 defensive end by the latter.

2008: An All-Pac-10 Honorable Mention selection who played in 12 games, taking over a starting defensive end job in the fifth contest of the season and starting the final seven regular-season games before coming off the bench in the team's Emerald Bowl victory over Miami, Fla. ... completed the campaign with 47 tackles, 11.0 tackles for loss (-29 yards), 4.0 sacks (-17 yards), one interception that he returned three yards, one forced fumble and two fumble recoveries that he returned seven yards ... ranked among the Pac-10 per-game leaders in fumble recoveries (No. 6-T, 0.17), tackles for loss (No. 12-T, 0.92) and sacks (No. 19-T, 0.33) ... co-led the squad in fumble recoveries along with Mike Mohamed ... co-led the team's defensive linemen along with Tyson Alualu and ranked tied for second overall on the club in tackles for loss, as well as second among defensive linemen behind Alualu and third overall in sacks ... earned Pac-10 Defensive Player of the Week notice for his performance at Arizona State, making his first career start and finishing with eight tackles, a career-high-tying 3.0 tackles for loss (-8 yards), a season-high 2.0 sacks (-7 yards) and a forced fumble ... had a season-best 10 tackles with 2.5 tackles for loss (-12 yards) and 1.0 sack (-7 yards) vs. Oregon ... picked up a sack for minus three yards among his six stops at USC ... snared his lone collegiate interception and returned it three yards vs. Colorado State ... recovered a fumble vs. Stanford at the Cal 10-yard line, which prompted the Bears to go on a 90-yard scoring drive for a touchdown and a 10-0 lead ... played a key role in the Emerald Bowl win over Miami, Fla., returning a fumble seven yards to the Hurricanes' two-yard line with 3:28 remaining in the contest to set up the game-winning touchdown and also recording 2.0 tackles for loss (-2 yards) among his three tackles ... recorded five tackles and 1.0 tackle for loss (-1 yard) at Oregon State ... had

1.0 tackle for loss (-2 yards) and a quarterback hurry in the season-opener at Washington State ... posted a quarterback hurry in the regular-season finale vs. Washington ... had 0.5 tackles for loss (-1 yard) among his four tackles vs. UCLA.

2007: Played in all 13 games off the bench during his true freshman season and recorded 18 tackles, 1.0 tackle for loss (-5 yards), 1.0 sack (-5 yards), three quarterback hurries and one fumble recovery that he returned 13 yards at Arizona State for the first of his two career touchdowns ... tallied half-sacks at Arizona State (-3 yards) and Colorado State (-2 yards) ... notched a season-best four takedowns in Cal's road victory at Oregon, while adding three at Colorado State ... earned the team's Bob Tessier Award as its Most Improved Defensive Lineman.

HIGH SCHOOL: Rated the No. 5 prospect in the state of Arizona and selected to the All-Far West team by SuperPrep ... listed as the No. 8 recruit in Arizona and the No. 37 defensive end nationally by Rivals ... a Prepstar All-West Region choice ... ranked No. 54 nationally among defensive ends by Scout ... named the top defensive lineman at the Nike Training Camp in Los Angeles ... earned All-State honors his senior year after registering 85 tackles, 37.0 tackles for loss and 17.5 sacks while leading his squad to an impressive 11-2 record.

PERSONAL: Full name is Cameron Tyler Jordan ... born July 10, 1989 ... parents are Steve and Anita Jordan ... father played college football at Brown, then for 13 years as an NFL tight end with the Minnesota Vikings and was selected to the Pro Bowl six times, compiling career totals of 498 receptions for 6,307 receiving yards and 28 touchdown catches, with his best statistical seasons coming back-to-back in 1985 when he caught a career-high 68 passes for 795 yards and in 1986 when he made 58 receptions for a career-high 859 yards as well as a career-best six TD catches ... on track to receive his bachelor's degree from Cal in legal studies in the summer of 2011.

JORDAN'S CAREER STATISTICS

SCORING	G-GS	TD	Rush	Pass	Retn	PAT	2PAT	FG	Total	Avg/G
2007	13-0	1	0	0	1	0	0	0	6	0.5
2008	12-7	0	0	0	0	0	0	0	0	0.0
2009	13-13	0	0	0	0	0	0	0	0	0.0
2010	12-12	1	0	0	1	0	0	0	6	0.5
TOTAL	50-32	2	0	0	2	0	0	0	12	0.2

KICK RETURNS	G-GS	No.	Yds	TD	Lg	Avg/R	Avg/G
2007	13-0	2	4	0	4	2.0	0.3
2008	12-7	0	0	0	0	0.0	0.0
2009	13-13	0	0	0	0	0.0	0.0
2010	12-12	0	0	0	0	0.0	0.0
TOTAL	50-32	2	4	0	4	2.0	0.1

INTERCEPTIONS	G-GS	No	Yds	TD	Lg	Avg/R	Avg/G
2007	13-0	0	0	0	0	0.0	0.0
2008	12-7	1	3	0	3	3.0	0.2
2009	13-13	0	0	0	0	0.0	0.0
2010	12-12	0	0	0	0	0.0	0.0
TOTAL	50-32	1	3	0	3	3.0	0.1

ALL-PURPOSE	G-GS	Rush	Rec	PR	KR	IR	Total	Avg/G
2007	13-0	0	0	0	4	0	4	0.3
2008	12-7	0	0	0	0	3	3	0.2
2009	13-13	0	0	0	0	0	0	0.0
2010	12-12	0	0	0	0	0	0	0.0
TOTAL	50-32	0	0	0	4	3	7	0.1

TACKLES	G-GS	UA	A	Total	TFL-Yds	PD	FF	FR	Blkd
2007	13-0	7	11	18	1.0-5	0	0	1	0
2008	12-7	26	21	47	11.0-29	1	1	2	0
2009	13-13	22	26	48	9.5-41	1	0	1	0
2010	12-12	33	29	62	12.5-47	4	3	1	0
TOTAL	50-32	88	87	175	34.0-122	6	4	5	0

SACKS	G-GS	UA	A	Total	Yds
2007	13-0	0	2	1.0	5
2008	12-7	4	0	4.0	17
2009	13-13	5	2	6.0	35
2010	12-12	5	1	5.5	32
TOTAL	50-32	14	5	16.5	89

JORDAN'S CAREER GAME HIGHS

Tackles: 12 (at Washington State, 2010)
Tackles For Loss: 3.0 (twice, last at Washington State, 2010)
Tackle For Loss Yards: 17 (vs. Washington State, 2009)
Sacks: 2.5 (vs. Washington State, 2009)
Sack Yards: 17 (vs. Washington State, 2009)
Forced Fumbles: 1 (four times, last vs. Oregon, 2010)
Fumble Recoveries: 1 (five times, last vs. Washington, 2010)
Fumble Return Yards: 21 (vs. Washington, 2010)
Long Fumble Return: 21TD (vs. Washington, 2010)
Fumble Return TDs: 1 (twice, last vs. Washington, 2010)
Interceptions: 1 (vs. Colorado State, 2008)
Interception Return Yards: 3 (vs. Colorado State, 2008)
Long Interception Return: 3 (vs. Colorado State, 2008)
Pass Breakups: 1 (five times, last vs. Oregon, 2010)
Quarterback Hurries: 3 (vs. Washington State, 2009)
Kick Returns: 1 (twice, last at UCLA, 2007)
Kick Return Yards: 4 (at Oregon, 2007)
Long Kick Return: 4 (at Oregon, 2007)
All-Purpose Yards: 4 (at Oregon, 2007)
Points: 6 (twice, last vs. Washington, 2010)

ALEX LAGEMANN

(LAH-gah-minn)

#5



WR, 6-2, 210..... Saratoga, CA
2007-10..... Saratoga HS

CAL CAREER: Played in 21 games in 2009 and 2010 with one start after redshirting in 2007 and not seeing in any game action in 2008 ... contributed career totals of 13 catches and 158 receiving yards, as well as one tackle ... twice earned Pac-10 All-Academic honors, being named first team in 2009 and second team in 2010 ... did not use the final

season of his collegiate eligibility in 2011 ... wore No. 82 for his first season in 2007 before changing to No. 5 for his final three campaigns from 2008-10.

2010: Played in 10 games off the bench, making one catch for eight yards at Nevada and recording a tackle in the Big Game vs. Stanford ... a second-team Pac-10 All-Academic selection.

2009: Made his collegiate debut by playing in 11 games, including his first career start vs. Oregon State ... tallied 12 receptions for 150 yards, with 11 of the catches and 127 of the yards coming over the final six games of the campaign ... had three catches in a pair of road contests at Arizona State (career-high 38 yards) and Stanford in the Big Game (31 yards) ... made his first career reception in the season-opener against Maryland for a career-long 23-yard gain ... also had a pair of catches in back-to-back home games vs. Oregon State (23 yards) and Arizona (24 yards), as well as one for 11 yards vs. Utah in the Poinsettia Bowl ... a first-team Pac-10 All-Academic choice.

2008: A member of the team but did not see any game action ... won multiple Scout Team Player of the Week honors.

2007: Redshirted with a foot injury ... did not play.

HIGH SCHOOL: Rated the No. 49 wide receiver in the nation by Scout ... the No. 70 ranked player in California overall and the No. 68 wide receiver in the nation by Rivals ... selected to the All-Far West team by SuperPrep, second-team All-State by both NorCalPreps and the San Francisco Chronicle, was chosen All-West Region by Prepstar, first-team All-Central Coast Section and MVP of the El Camino League as a senior ... scored 16 touchdowns in 10 games as a senior, picking up 11 receiving, two on punt returns, two on kick returns and one rushing ... posted 36 catches for 727 yards and rushed 11 times for 115 yards in his final prep campaign while adding averages of 25.3 yards per punt return (11-278) and 29.5 yards per kick return (16-472) ... had 43 catches for 736 yards and eight touchdowns as a junior in 2005 to earn a first-team All-Central Coast Section selection, El Camino League Most Valuable Receiver honors and All-State underclass recognition.

PERSONAL: Full name is Alexander Robert Lagemann ... born July 28, 1989 ... parents are Roy and Luci Lagemann ... performs as an artist and produces music under the name "LOGGY" along with disc jockey and former Cal teammate Michael Costanzo (a.k.a., DJ BIG RED) ... the two were interviewed and performed the song "Here I Come" on the CSN Bay Area's Chronicle Live television show in May of 2010 ... brother, Augie, finished

his collegiate football career as an offensive guard on the Pomona College football team in 2009 ... received his bachelor's degree from Cal in media studies in May of 2011.

LAGEMANN'S CAREER STATISTICS

RECEIVING	G-GS	Rec	Yds	TD	Lg	Rec/G	Avg/C	Avg/G
2009	11-1	12	150	0	23	1.1	12.5	13.6
2010	10-0	1	8	0	8	0.1	8.0	0.8
TOTAL	21-1	13	158	0	23	0.6	12.2	7.5

ALL-PURPOSE	G-GS	Rush	Rec	PR	KR	IR	Total	Avg/G
2009	11-1	0	150	0	0	0	150	13.6
2010	10-0	0	8	0	0	0	8	0.8
TOTAL	21-1	0	158	0	0	0	158	7.5

TACKLES	G-GS	UA	A	Total	TFL-Yds	PD	FF	FR	Blkd
2009	11-1	0	0	0	0.0-0	0	0	0	0
2010	10-0	1	0	1	0.0-0	0	0	0	0
TOTAL	21-1	1	0	1	0.0-0	0	0	0	0

LAGEMANN'S CAREER GAME HIGHS

Receptions: 3 (twice, last at Stanford, 2009)
Receiving Yards: 38 (at Arizona State, 2009)
Long Reception: 23 (vs. Maryland, 2009)
Tackles: 1 (vs. Stanford, 2010)

JEROME MEADOWS

#41



LB, 6-3, 228..... Spartanburg, SC
2009-10..... San Jose CC/Broome HS

AFTER CAL: Participated in Cal's Pro Day on March 9, 2011.

CAL CAREER: Played in 11 games during his two seasons at Cal from 2009-10 but missed his last 11 collegiate contests with an injury ... totaled five career tackles and 0.5 tackles for loss (-1 yard) ... wore No. 55 in his first season at Cal in 2009 but

changed to No. 41 for his 2010 senior campaign.

2010: Played off the bench in the first game of the season vs. UC Davis and recorded a tackle before suffering an injury that ended his collegiate career.

2009: Played in 10 games off the bench primarily on special teams but also as a reserve linebacker, missing only three consecutive contests in the first half of the year at Minnesota, vs. Oregon and vs. USC ... recorded four tackles and 0.5 tackles for loss (-1 yard) ... had a career-high three tackles and his half tackle for loss (-1 yard) in the season opener vs. Maryland ... picked up his other tackle in the Poinsettia Bowl vs. Utah ... named the nation's No. 49 incoming junior college player prior to the season by Phil Steele.

JUNIOR COLLEGE: Earned a three-star rating from Rivals and Scout ... named as the nation's No. 75 junior college player by SuperPrep ... posted 105 tackles, 15.5 sacks, three interceptions including one that he returned 59 yards for a touchdown, and four forced fumbles as a 2008 sophomore at nearby San Jose City College ... served as president of the Black Student Union.

HIGH SCHOOL: Helped lead his team to the South Carolina state title as a junior and the Region AA championship in his senior campaign ... squad won 19 straight games during his junior and senior seasons, capturing its final seven contests as a junior and first 12 in his senior season before losing in the second round of the playoffs.

PERSONAL: Full name is Jerome Michael Meadows ... born September 14, 1988 ... parents are Clifford Jr. and Wendy Meadows ... father is former United States Air Force sergeant ... spent much of his childhood growing up at the Lakenheath Air Force Base near Suffolk, England ... originally signed to attend Wingate before eventually landing at San Jose City College and Cal ... on track to receive his bachelor's degree from Cal in sociology in the summer of 2011.

MEADOWS' CAREER STATISTICS

TACKLES	G-GS	UA	A	Total	TFL-Yds	PD	FF	FR	Blkd
2009	10-0	2	2	4	0.5-1	0	0	0	0
2010	1-0	0	1	1	0.0-0	0	0	0	0
TOTAL	11-0	2	3	5	0.5-1	0	0	0	0


MEADOWS' CAREER GAME HIGHS

Tackles: 3 (vs. Maryland, 2009)

Tackles For Loss: 0.5 (vs. Maryland, 2009)

MIKE MOHAMED

#18



LB, 6-3, 245.....Brawley, CA
2006-10.....Brawley HS

AFTER CAL: Selected by the Denver Broncos in the sixth round (No. 189 overall) of the 2011 NFL Draft ... played in the 86th Annual East-West Shrine Game at the Florida Citrus Bowl in Orlando, Fla. ... tied for top time among linebackers in both the 3 cone drill (7.07) and 20-yard shuttle (4.00) at the 2011 NFL Scouting Combine ... also tied for second

among linebackers in the 60-yard shuttle (11.25) and 12th at the position in both the 40-yard dash (4.70) and the broad jump (9-7) at the combine ... participated only in position drills at Cal's Pro Day on March 9, 2011 and also took part in the San Francisco 49ers' Local Pro Day on April 20, 2011.

CAL CAREER: Played in 50 of 51 possible games and made 26 starts from 2007-10 after redshirting the 2006 campaign ... earned first-team All-Pac-10 honors in his first season as a full-time starter in 2009 after garnering an honorable mention all-conference selection in 2008 and before picking up second-team all-league recognition as a 2010 senior ... finished his collegiate career fourth on Cal's all-time list for tackles with 340, while adding 20.0 tackles for loss (-81 yards), 7.0 sacks (-51 yards), seven interceptions (77 return yards) including two that he brought back for touchdowns, nine pass breakups, four forced fumbles, two fumble recoveries and nine quarterback hurries ... also brought back two kicks for 10 yards ... recorded double digits in tackles 11 times during his career ... made 47 career tackles vs. Oregon for an average of 11.75 stops per game in his four contests vs. the Ducks ... honored on the Pac-10 All-Academic team for four consecutive seasons (2007-10), earning first-team recognition in each of his last three campaigns ... named Pac-10 Defensive Player of the Week four times, twice as a junior in 2009 and once during both his 2008 sophomore and 2010 senior seasons ... responsible for making one of the most memorable plays in the history of Cal football when he secured a 34-28 victory by intercepting Stanford quarterback Andrew Luck on Cal's three-yard line late in the fourth quarter and the Cardinal driving for the go-ahead score in the 2009 Big Game on The Farm ... a member of the National Football Foundation's New Hampshire Honor Society earned by maintaining a GPA of 3.2 or better throughout his entire course of undergraduate study while making a significant contribution to his team.

2010: Cal's most honored player in his senior campaign, including the recipient of a National Football Foundation Scholar-Athlete Award and an \$18,000 post-graduate scholarship ... one of 16 national finalists for the prestigious William V. Campbell Trophy (also known as the "Academic Heisman") and a quarterfinalist for The Lott IMPACT Trophy ... a second-team All-Pac-10 player (also first-team by Phil Steele and second-team according to Scout) ... picked up first-team Pac-10 All-Academic honors for the third consecutive campaign ... racked up team honors bringing home four including sharing the Bear Backer Award for the Most Valuable Player on defense; winning the Cort Majors Team Captain Award on defense; taking the Joe Roth Award for the player best exemplifying courage, attitude and sportsmanship; and picking up the Frank Schlessinger Coaches Award for the player who demonstrates outstanding athletic ability, academic success and community service ... led Cal with 95 tackles and ranked second in the Pac-10 with an average of 8.6 stops per contest (same number he averaged when he led the Pac-10 in tackles per game in 2009) despite missing the only game of his career and being limited in two others due to injuries ... started 10 times ... had an interception that he returned 41 yards for the second touchdown of his career vs. Colorado ... added 5.0 tackles for loss, 2.0 sacks, a career-high two forced fumbles and a team-high-tying two quarterback hurries ... came on strong at the end of the campaign with 42 tackles over the final three games, including a career-high 16 to go with 1.0 sack for a five-yard loss vs. top-ranked Oregon that earned him Pac-10 Defensive Player of the Week honors for the fourth time in his career and honorable mention Linebacker Performer of the Week recognition from the College Football Performance Awards for the second time in 2010 ... reached double digits in tackles five times, including both other contests during the three-game stretch to end the season ... picked up 14 stops and a forced fumble on a nine-yard

sack of quarterback Jake Locker that teammate Cameron Jordan returned 21 yards for a touchdown in his collegiate finale vs. Washington ... had 12 tackles along with 1.0 tackle for loss (-2 yards) in his final Big Game against Stanford ... had 14 stops vs. Colorado to earn his first honorable mention CFPA Linebacker Performer of the Week honors and his lone Muscle Milk Cal Student-Athlete of the Week selection of the season ... came up with 10 tackles and his other forced fumble at USC ... had five or more tackles on four other occasions, collecting seven along with a pass breakup in the season-opener vs. UC Davis, six in back-to-back contests vs. Arizona State and at Oregon State, and five along with a season-high 1.5 tackles for loss (-6 yards) vs. UCLA ... named a third-team midseason All-American and first-team All-Pac-10 selection by Phil Steele ... earned several preseason honors, including a spot on the prestigious Playboy All-American squad ... also a second-team preseason All-American selection by The Kickoff, a third-team choice of NationalChamps.net, Phil Steele and Rivals, and an honorable mention pick according to College Football Insiders and Consensus Draft Services ... added first-team All-Pac-10 preseason selections from Athlon, Lindy's and Phil Steele ... was on watch lists for the Bronko Nagurski Trophy, Chuck Bednarik Award, Rotary Lombardi Award and The Lott IMPACT Trophy ... also a preseason favorite for the CFPA's Linebacker Trophy, a nominee for the Wuerffel Trophy and a candidate for the Lowe's Senior CLASS Award ... named the nation's No. 4 draft-eligible inside linebacker by Phil Steele as well as the country's No. 5 inside linebacker by Lindy's prior to the season ... selected as a "Key Golden Bear" by Athlon and one of Cal's "Players to Watch" according to Lindy's ... featured in a preseason story by the Pacific Club Impact Foundation, sponsors of The Lott IMPACT Trophy, on the organization's website, as well as the cover of the 2010 fall edition of Cal Sports Quarterly ... served as a season team captain.

2009: A first-team All-Pac-10 selection according to the league's coaches and Phil Steele ... winner of the team's Andy Smith Award as the Cal player with the most Big "C" time ... was named the Bear Backers MVP on the defensive side of the ball as voted by his teammates ... captured the Berkeley Breakfast Club Award as the Bears' outstanding defensive player in the Big Game ... also had a big year in the classroom, earning District 8 All-Academic first-team honors from CoSIDA/ESPN The Magazine for the first time and Pac-10 All-Academic first-team honors for the second year in a row ... started all 13 games, recording a Pac-10 and team-high 112 tackles that were 41 more than teammate Mychal Kendricks' second-place total of 71 and 16 more than the 96 posted by USC's Taylor Mays that ranked second in the Pac-10 ... also ranked 43rd nationally with an average of 8.62 stops per game ... added 8.0 tackles for loss (-35 yards), 2.0 sacks (-21 yards), a team-high three interceptions that he returned for six yards and ranked tied for 12th per game in the Pac-10 with an average of 0.23 picks per game, one forced fumble, three pass breakups and a career-high-tying three quarterback hurries (second on club) ... had 10 or more tackles five times, nine or more stops on eight occasions and five or more 12 times ... named Pac-10 Defensive Player of the Week twice, picking up the honor after recording a season-high-tying 12 tackles at Arizona State and following a performance at Stanford in which he recorded 10 tackles, 0.5 tackles for loss (-1 yard) and the game-clinching interception that he returned six yards from the Cal three-yard line as the Cardinal was driving for the lead late in fourth quarter ... also earned honorable mention recognition for CFPA Linebacker Performer of the Week honors after his performance against Stanford ... picked up a season-high-tying 12 tackles vs. USC and against Washington State, also recording 1.0 tackle for loss (-4 yards) and a career-high two quarterback hurries against the Cougars ... had a huge game in the season-opener vs. Maryland with 10 tackles, a career-high-tying 2.0 tackles for loss (-8 yards) and 1.0 sack (-7 yards) ... had a devastating 14-yard sack to force a fumble that Kendricks returned 45 yards to the Eastern Washington five-yard line in the second game of the season, while adding a pass breakup against the Eagles ... his trio of nine-tackle games came at Oregon, at UCLA and vs. Arizona, with one pass breakup against both the Ducks and Wildcats ... had seven tackles, a career-high two of his three interceptions (zero return yards) on the season and 1.0 tackle for loss (-1 yard) at Minnesota, with both of his interceptions coming in the fourth quarter and the Bears protecting the lead in an eventual 35-21 victory ... recorded seven tackles in a pair of other games vs. Oregon State and in the Poinsettia Bowl vs. Utah, adding 1.5 tackles for loss (-5 yards) and one quarterback hurry vs. the Beavers and 1.0 tackle for loss (-2 yards) against the Utes ... led or co-led the Bears in tackles in seven of the team's last 10 contests ... a second-team midseason All-Pac-10 choice according to Phil Steele ... selected first-team preseason All-Pac-10 by Steele and Sporting News, as well as second-team by Athlon ... named as the nation's No. 44 inside linebacker in the preseason by Steele.

2008: An All-Pac-10 Honorable Mention choice that tied for second on

the team with 87 tackles and tied for 12th in the Pac-10 in tackles per game with an average of 6.69, despite starting just two contests but playing in all 13 ... added 6.0 tackles for loss (-22 yards), 3.0 sacks (-16 yards), three interceptions that he returned for 30 yards and one touchdown with an average of 0.23 picks per contest (No. 14-T Pac-10), two pass breakups, a forced fumble, two fumble recoveries that he returned for three yards and a career-high-tying three quarterback hurries ... named the Pac-10 Defensive Player of the Week after Cal's win over UCLA, finishing with nine solo stops, a career-high-tying 2.0 tackles for loss (-8 yards), 1.0 sack (-7 yards) and an interception he returned 19 yards for his first of two career touchdowns ... followed up the performance vs. UCLA by recording a season-best 14 tackles in the next game vs. Oregon ... had his second pick of the year vs. Stanford (10-yard return) and his third in the Emerald Bowl victory over Miami, Fla. (1-yard return) when he also recorded seven tackles and a quarterback hurry against the Hurricanes ... had a huge game in the regular-season finale against Washington, recording both of his two career fumble recoveries that he returned for three yards, one forced fumble, 1.0 sack (-6 yards), 1.0 tackle for loss (-6 yards) and one quarterback hurry, to go along with four tackles ... recorded nine tackles vs. Colorado State and also had a quarterback hurry ... had seven tackles and 1.5 tackles for loss (-4 yards) both at Washington State and at USC, adding a sack for a three-yard loss against the Trojans ... had eight tackles at Arizona ... batted down a career-high two passes at Oregon State ... given the J. Scott Duncan Award for Cal's Most Valuable Special Teams Player ... earned first-team Pac-10 All-Academic honors on the first of three occasions.

2007: Made an impact as a redshirt freshman for Cal's talented linebacker corps, playing in all 13 games (12 off the bench) and on special teams ... recorded 46 tackles, 1.0 tackle for loss (-1 yard), three pass breakups and one quarterback hurry primarily as a weakside linebacker ... tallied 24 tackles in the last five games ... earned his first career start at Oregon, recording a season-high-tying eight tackles in the Bears' victory ... had eight more taken downs and 1.0 tackle for loss (-1 yard) in the Big Game at Stanford ... collected five tackles against Washington State and in the Armed Forces Bowl victory over Air Force, adding a pass breakup against the Cougars ... recorded a quarterback hurry and a pass breakup vs. Arizona, as well as a pass breakup against Louisiana Tech ... an honorable mention Pac-10 All-Academic selection.

2006: Redshirted.

HIGH SCHOOL: Named the Imperial Valley Defensive Player of the Year as a senior after accumulating 62 tackles, 14.0 tackles for loss, 5.0 sacks and six blocked punts ... named team MVP and was also a first-team All-Imperial Valley League selection and a second-team medium schools All-State choice by Cal-Hi Sports ... member of the San Diego Hall of Champions defensive team ... selected to the San Diego Union Tribune All-Academic team ... led his squad to the section championship game during each of his final two prep seasons.

PERSONAL: Full name is Michael Patrick Mohamed ... born March 11, 1988 ... parents are Mike and Molly Mohamed ... cousins Dylan, Marty and Kyle Mohamed played at Cal Poly ... Marty finished his collegiate career as a linebacker with the Mustangs in 2010, while his brothers Kyle and Dylan will be a junior linebacker and redshirt freshman defensive back at Cal Poly in 2011 ... received his bachelor's degree from Cal in business administration in December of 2010, finishing with a 3.44 cumulative GPA.

MOHAMED'S CAREER STATISTICS

SCORING	G-GS	TD	Rush	Pass	Retn	PAT	2PAT	FG	Total	Avg/G
2007	13-1	0	0	0	0	0	0	0	0	0.0
2008	13-2	1	0	0	1	0	0	0	6	0.5
2009	13-13	0	0	0	0	0	0	0	0	0.0
2010	11-10	1	0	0	1	0	0	0	6	0.5
TOTAL	50-26	2	0	0	2	0	0	0	12	0.2

KICK RETURNS	G-GS	No.	Yds	TD	Lg	Avg/R	Avg/G
2007	13-1	0	0	0	0	0.0	0.0
2008	13-2	2	10	0	6	5.0	0.8
2009	13-13	0	0	0	0	0.0	0.0
2010	11-10	0	0	0	0	0.0	0.0
TOTAL	50-26	2	10	0	6	5.0	0.2

INTERCEPTIONS	G-GS	No	Yds	TD	Lg	Avg/R	Avg/G
2007	13-1	0	0	0	0	0.0	0.0
2008	13-2	3	30	1	19	10.0	2.3
2009	13-13	3	6	0	6	2.0	0.5
2010	11-10	1	41	1	41	41.0	3.7
TOTAL	50-26	7	77	2	41	11.0	1.5

ALL-PURPOSE	G-GS	Rush	Rec	PR	KR	IR	Total	Avg/G
2007	13-1	0	0	0	0	0	0	0.0
2008	13-2	0	0	0	10	30	40	3.1
2009	13-13	0	0	0	0	6	6	0.5
2010	11-10	0	0	0	0	41	41	3.7
TOTAL	50-26	0	0	0	10	77	87	1.7

TACKLES	G-GS	UA	A	Total	TFL-Yds	PD	FF	FR	Blkd
2007	13-1	30	16	46	1.0-1	3	0	0	0
2008	13-2	51	36	87	6.0-22	5	1	2	0
2009	13-13	69	43	112	8.0-35	6	1	0	0
2010	11-10	47	48	95	5.0-23	2	2	0	0
TOTAL	50-26	197	143	340	20.0-81	16	4	2	0

SACKS	G-GS	UA	A	Total	Yds
2007	13-1	0	0	0.0	0
2008	13-2	3	0	3.0	16
2009	13-13	2	0	2.0	21
2010	11-10	2	0	2.0	14
TOTAL	50-26	7	0	7.0	51

MOHAMED'S CAREER GAME HIGHS

Tackles: 16 (vs. Oregon, 2010)
Tackles For Loss: 2.0 (twice, last vs. Maryland, 2009)
Tackle For Loss Yards: 14 (vs. Eastern Washington, 2009)
Sacks: 1.0 (seven times, last vs. Washington, 2010)
Sack Yards: 14 (vs. Eastern Washington, 2009)
Forced Fumbles: 1 (four times, last vs. Washington, 2010)
Fumble Recoveries: 2 (vs. Washington, 2008)
Fumble Return Yards: 3 (vs. Washington, 2008)
Long Fumble Return: 3 (vs. Washington, 2008)
Interceptions: 2 (at Minnesota, 2009)
Interception Return Yards: 41 (vs. Colorado, 2010)
Interception Return TDs: 1 (vs. Colorado, 2010)
Long Interception Return: 41TD (vs. Colorado, 2010)
Pass Breakups: 2 (at Oregon State, 2008)
Quarterback Hurries: 2 (vs. Washington State, 2009)
Kick Returns: 1 (twice, last at Oregon State, 2008)
Kick Return Yards: 6 (at Oregon State, 2008)
Long Kick Return: 6 (at Oregon State, 2008)
All-Purpose Yards: 41 (vs. Colorado, 2010)
Points: 6 (twice, last vs. Colorado, 2010)

BRYANT NNABUIFE

(nuh-BOO-fee)

#15



DB, 6-1, 191Houston, TX
2008-10.....Blinn College/Elkins HS

AFTER CAL: Participated in Cal's Pro Day on March 9, 2011 and the San Francisco 49ers' Local Pro Day on April 20, 2011 ... had impressive performances at Cal's Pro Day, with the best mark in both the vertical jump (40 inches) and 20-yard shuttle (4.06).

CAL CAREER: Played in 29 games with five starts as a member of Cal's program from 2008-10, contributing career totals of 59 tackles, 5.0 tackles for loss (-17 yards), one interception that he returned 13 yards and three pass breakups ... also scored a pair of touchdowns off punts blocked by teammates that he returned a combined 35 yards for scores.

2010: Played in nine games with one start ... contributed 24 tackles, a career-high 3.0 tackles for loss (-12 yards), the first interception of his career that he returned 13 yards and one pass breakup ... had a season-high six tackles and 0.5 tackles for loss (-1 yard) in his only start of the campaign vs. Stanford, before missing the season finale against Washington due to injury ... had four tackles on a pair of occasions at Arizona and vs. UCLA, also picking up a career-high 2.0 tackles for loss (-11 yards) against the Wildcats and a pass breakup against the Bruins ... added two tackles on four other occasions - vs. Colorado, at Nevada, at USC and at Washington State ... picked up his first career interception and returned it 13 yards vs. Colorado ... had 0.5 tackles for loss at Nevada.

2009: Played in 10 games, starting the team's last four contests at a cor-

nerback position opposite four-year starter Syd'Quan Thompson ... recorded a career-high 30 tackles, 2.0 tackles for loss (-5 yards) and one pass breakup ... all of his stats other than two tackles came over the team's final five contests ... equaled a career-best seven tackles both in his first career start vs. Arizona and in the regular-season finale at Washington when he also had a season-high 1.5 tackles for loss (-3 yards) ... recorded five tackles both vs. Oregon State and in the Poinsettia Bowl against Utah when he also picked up 0.5 tackles for loss (-2 yards) ... added four tackles and his pass breakup at Stanford and two tackles at UCLA.

2008: Saw most of his action as a member of Cal's special teams and a backup defensive back, playing in 10 games all off the bench and recording five tackles and a pass breakup ... the only player in the Pac-10 to return two blocked punts for touchdowns, both coming after teammates blocked punts ... picked up a punt that Brett Johnson blocked and ran it back five yards for a score against Michigan State for the Bears' first points of the campaign in the first quarter of the season-opener ... second touchdown came in the fourth game of the campaign when he picked up a punt blocked by Mychal Kendricks and brought it back 30 yards into the end zone to give the Bears an early 7-0 lead in the first quarter vs. Colorado State ... had a season-high three tackles in the regular season finale vs. Washington ... recorded two tackles and a pass breakup at Washington State.

JUNIOR COLLEGE: Played one season at Blinn College, recording 38 tackles, 1.0 sack and two interceptions as a freshman in 2007.

HIGH SCHOOL: Tallied 45 tackles, three interceptions and two forced fumbles as a junior before playing wide receiver as a senior.

PERSONAL: Full name is Bryant Nnabuife ... born December 29, 1988 ... father is Emmanuel Nnabuife ... the younger brother of Alvin Nnabuife, who played collegiately at SMU and had brief NFL stints with the Oakland Raiders and Green Bay Packers in 2006, and the Cologne Centurions of NFL Europe in 2007 ... an American studies major during his time at Cal..

NNABUIFE'S CAREER STATISTICS

SCORING	G	TD	Rush	Pass	Retn	PAT	2PAT	FG	Total	Avg/G
2008	10-0	2	0	0	2	0	0	0	12	1.2
2009	10-4	0	0	0	0	0	0	0	0	0.0
2010	9-1	0	0	0	0	0	0	0	0	0.0
TOTAL	29-5	2	0	0	2	0	0	0	12	0.4

INTERCEPTIONS	G-GS	No	Yds	TD	Lg	Avg/R	Avg/G
2008	10-0	0	0	0	0	0.0	0.0
2009	10-4	0	0	0	0	0.0	0.0
2010	9-1	1	13	0	13	13.0	1.4
TOTAL	29-5	1	13	0	13	13.0	0.4

ALL-PURPOSE	G-GS	Rush	Rec	PR	KR	IR	Total	Avg/G
2008	10-0	0	0	0	0	0	0	0.0
2009	10-4	0	0	0	0	0	0	0.0
2010	9-1	0	0	0	0	0	13	1.4
TOTAL	29-5	0	0	0	0	13	13	0.4

PUNT RETURNS	G-GS	No.	Yds	TD	Lg	Avg/R	Avg/G
2008	10-0	0	35	2	30	0.0	3.5
2009	10-4	0	0	0	0	0.0	0.0
2010	9-1	0	0	0	0	0.0	0.0
TOTAL	29-5	0	35	2	30	0.0	1.2

TACKLES	G-GS	UA	A	Total	TFL-Yds	PD	FF	FR	Blkd
2008	10-0	2	3	5	0.0-0	1	0	0	0
2009	10-4	26	4	30	2.0-5	1	0	0	0
2010	9-1	15	9	24	3.0-12	2	0	0	0
TOTAL	29-5	43	16	59	5.0-17	4	0	0	0

NNABUIFE'S CAREER GAME HIGHS

Tackles: 7 (twice, last at Washington, 2009)
Tackles For Loss: 2.0 (at Arizona, 2010)
Tackle For Loss Yards: 11 (at Arizona, 2010)
Interceptions: 1 (vs. Colorado, 2010)
Interception Return Yards: 13 (vs. Colorado, 2010)
Long Interception Return: 13 (vs. Colorado, 2010)
Pass Breakups: 1 (three times, last vs. UCLA, 2010)
Punt Return Yards: 30 (vs. Colorado State, 2008)
Punt Return TDs: 1 (twice, last vs. Colorado State, 2008)
Long Punt Return: 25TD (vs. Colorado State, 2008)
All-Purpose Yards: 13 (vs. Colorado, 2010)
Points: 6 (twice, last vs. Colorado State, 2008)

CLARK PORTER

#39



LS/LB, 6-3, 228 Pacific Palisades, CA
2009-10..... Harvard-Westlake School

CAL CAREER: Played in one game off the bench during two seasons with the program from 2009-10, seeing action in a 2010 home contest against Colorado ... will not use his final season of eligibility in 2011.

2011: Left the team following the completion of spring practice.

2010: Made his collegiate debut by getting in the Colorado game in the lone action of his career but did not record any stats.

2009: Redshirted ... joined the club as a walk-on in the fall of 2009.

2008: A student at Cal but not a member of the football program.

2007: A student at Cal but not a member of the football program ... played club volleyball.

HIGH SCHOOL: Earned Serra League Defensive MVP and Northwest Division All-Section honors while also serving as a team captain during his 2006 senior season when his club reached the semifinals of the Northwest Division section playoffs ... added team MVP honors as a junior in 2005 and was the Defensive MVP of his junior varsity squad as a 2004 sophomore ... also played three seasons of prep volleyball, earning All-Serra League honors as a senior in 2007 with his squad advancing to the Division I quarterfinals, as well as being named his team's Most Improved Player as a sophomore and the junior varsity MVP during his freshman year ... played one season of basketball and was team MVP as a freshman.

PERSONAL: Full name is Clark Willard Porter Jr. ... born March 14, 1989 ... parents are Clark and Kathryn Porter ... father played on the AVP Beach Volleyball Tour as well as professionally in Italy, while Clark has worked as a beach volleyball counselor ... has played AAU volleyball and earned all-tournament honors playing for an under-18 club team that was a Junior Olympic runner-up ... plans to play club volleyball again at Cal after deciding not to return for the 2011 collegiate football season ... major is integrative biology.

PORTER'S CAREER STATISTICS

PARTICIPATION	G-GS	
2010	1-0	No other statistics
TOTAL	1-0	No other statistics

JARRED PRICE

#13



LB, 5-11, 213 Dallas, TX
2009-10..... Blinn College/Madison HS

AFTER CAL: Participated in Cal's Pro Day on March 9, 2011.

CAL CAREER: Played in 23 games all off the bench and on special teams during two seasons with program from 2009-10 ... recorded 15 tackles, 6.5 tackles for loss (-31 yards), 4.5 sacks (-28 yards) and two forced fumbles.

2010: Played in 11 games all off the bench and on special teams, recording nine tackles, 3.0 tackles for loss (-14 yards), 2.0 sacks (-13 yards) and

two forced fumbles ... tied for ninth in the Pac-10 with an average of 0.18 fumbles forced per game ... had his biggest game of the season and arguably the biggest of his career against Colorado with career highs of four tackles, 2.0 tackles for loss (-13 yards), 2.0 sacks (-13 yards) and the first of his two career forced fumbles ... also had two tackles, 1.0 tackle for loss (-1 yards) and a forced fumble vs. Arizona State ... came up with single tackles in three consecutive contests at Nevada, at Arizona and vs. UCLA.

2009: Played in all 12 regular-season games off the bench primarily as a pass-rush specialist and on special teams but did not play vs. Utah in the Poinsettia Bowl ... posted six tackles and career-highs of 3.5 tackles for loss (-17 yards), 2.5 sacks (-15 yards) and one quarterback hurry ... had a season-high two tackles, including a nine-yard sack, and a quarterback hurry in his Cal debut vs. Maryland in the season-opener ... came back in the second game of the campaign vs. Eastern Washington with another sack for five yards ... his stop vs. USC was also a tackle for loss for two yards, while he was credited with a half-sack for a one-yard loss vs. Arizona ... his other tackle came at Arizona State ... named the nation's No. 12 incoming junior college player prior to the season by Phil Steele.

JUNIOR COLLEGE: Tabbed as a four-star junior college prospect by Rivals and Scout ... earned first-team NJCAA All-American honors and selected as the Southwest Junior College Football Conference Defensive Player of the Year in 2008 after recording 27.5 tackles for loss, 18.5 sacks and four forced fumbles ... posted 12.0 sacks as a freshman in 2007 ... listed as the No. 22 overall player on the Rivals Junior College Top 100, while SuperPrep placed him at No. 35 among junior college prospects.

HIGH SCHOOL: Set a school record with 24.0 sacks as a senior in 2006 while leading his squad to a 10-1 overall mark, a 3A Region II District 11 regular-season title and the second round of the state playoffs ... also made it to the second round of the 2005 state playoffs and finished 10-2 overall after winning the 3A Region District 10 race.

PERSONAL: Full name is Jarred Duane Price ... born September 22, 1988 ... parents are Reginald Price and Patty Carter ... has a time of 4.5 in the 40-yard dash and possesses a 38-inch vertical jump ... on track to receive his bachelor's degree from Cal in American studies in December of 2011.

PRICE'S CAREER STATISTICS

TACKLES	G-GS	UA	A	Total	TFL-Yds	PD	FF	FR	Blkd
2009	12-0	5	1	6	3.5-17	0	0	0	0
2010	11-0	6	3	9	3.0-14	0	2	0	0
TOTAL	23-0	11	4	15	6.5-31	0	2	0	0

SACKS	G-GS	UA	A	Total	Yds
2009	12-0	2	1	2.5	15
2010	11-0	2	0	2.0	13
TOTAL	23-0	4	1	4.5	28

PRICE'S CAREER GAME HIGHS

Tackles: 4 (vs. Colorado, 2010)
Tackles For Loss: 2.0 (vs. Colorado, 2010)
Tackle For Loss Yards: 13 (vs. Colorado, 2010)
Sacks: 2.0 (vs. Colorado, 2010)
Sack Yards: 13 (vs. Colorado, 2010)
Forced Fumbles: 1 (twice, last vs. Arizona State, 2010)
Quarterback Hurries: 1 (vs. Maryland, 2009)

KEVIN RILEY

#13



QB, 6-2, 224 **Portland, OR**
2006-10 **Beaverton HS**

AFTER CAL: Signed with the BC Lions of the Canadian Football League on May 26, 2011 but was released on June 5, 2011 ... resumed workouts in an effort to play professional football following an injury suffered in his senior year that ended his collegiate career prematurely ... participated in Cal's Pro Day on March 9, 2011 and the San Francisco

49ers' Local Pro Day on April 20, 2011.

CAL CAREER: Completed 468-of-844 (55.5%) passes for 6,182 yards with 50 touchdowns and 21 interceptions in 36 games played and 31 starts, including a string of 21 in a row that included all 13 as a junior in 2009 and the

first eight during his 2010 senior campaign before suffering a career-ending knee injury in the eighth game of the season ... posted a 19-12 record in 31 career starts ... finished his career ranked among Cal's all-time leaders in several categories, including touchdown passes (No. 5), total offense (6,136 yards, No. 6), passer efficiency (131.6, No. 7), passing yardage (No. 8), 300-yard passing games (2, No. 9-T) and 250-yard passing games (7, No. 10) ... also had 148 rushing attempts for -46 yards and five TDs on the ground, as well as one reception for six yards and two tackles ... threw for at least one touchdown in 11 consecutive contests that spanned the final eight games of 2009 and the first three of 2010, while also posting a string of 118 consecutive passes without an interception that began in 2008 and lasted four games into 2009.

2010: Suffered a significant injury to his left knee at Oregon State on October 30 that ended his season and collegiate career early ... started the first eight games, completing 111-of-185 (60.0%) passes for 1,409 yards with 13 touchdowns and six interceptions for a 140.7 passer efficiency rating that was seventh on Cal's single-season list ... credited with 25 rushes for -47 yards and one touchdown ... threw for 10 touchdown passes without an interception in four home starts ... did not rank among any of the Pac-10 or NCAA statistical leaders as his eight games played was one shy of the minimum nine (75%) he needed to be eligible ... recipient of the team's Pappy Waldorf Cal Coaches Award ... had two of his strongest performances in his first game of the campaign to lead Cal to a 52-3 win over UC Davis (14-of-20, 258 yards, 3 TDs) and the final complete collegiate game he played before his injury during a 50-17 victory over Arizona State (19-of-28, 240 yards, 2 TDs), earning honorable mention College Football Performance Awards Quarterback Performer of the Week recognition for his effort against the Aggies ... equaled a career-best with four touchdown passes during a 52-7 win against Colorado in the second week of the season, completing 15-of-24 passes for 197 yards ... threw for 277 yards on 23-of-37 passing (all season highs) with one touchdown at Nevada, but was intercepted three times in a 52-31 Cal loss ... was 13-of-26 for 116 yards with an interception in a 10-9 loss at Arizona, 9-of-16 for 83 yards with one TD (also had a rushing score) during a 35-7 win over UCLA, 15-of-29 for 193 yards with two TD passes and two interceptions in a 48-14 loss at USC, and 3-of-5 for 45 yards before the injury at Oregon State, with the final pass of his collegiate career a 32-yard completion to Marvin Jones on the play in which he was hurt ... had his second career tackle against USC ... earned preseason honorable mention All-American honors from Consensus Draft Services ... began the season on the watch list for the Manning Award given annually to the nation's top quarterback ... named a "Key Golden Bear" by Athlon, one of Cal's "Players to Watch" by Lindy's and the nation's No. 19 draft-eligible quarterback by Phil Steele prior to the season.

2009: Had a solid season, starting all 13 games and completing 209-of-382 (54.7%) passes for 2,850 yards with 18 touchdown throws and eight interceptions (all career-highs) ... his 2,850 yards passing and 2,901 yards of total offense both ranked as the fourth-highest single-season totals in school history, while his 18 TD passes were tied for 10th on the school's single-season list as well as fourth in the Pac-10 for 2009 ... also among the Pac-10's per-game leaders in passing yards (219.2 ypg, 4th) and total offense (223.2 ypg, 6th) ... had a passer efficiency rating of 128.7 to rank sixth in the Pac-10 ... rushed for a career-high 51 yards and one touchdown on 82 attempts ... had dramatically different numbers in the team's eight victories compared to the squad's five losses ... completed 129-of-209 passes (61.7%) for 1,899 yards, with 15 touchdowns and four interceptions for a passer efficiency rating of 157.90 and an average of 237.4 passing yards per game in the eight wins ... was 80-of-173 (46.2%) for 951 yards with three touchdowns and four interceptions for a passer efficiency rating of 93.5 and an average of 190.2 passing yards per game in the five losses ... recipient of the team's Most Valuable Offensive Back honor on offense and voted by teammates as the Cort Majors Captains Award winner on the offensive side of the ball ... threw for at least one touchdown pass in each of the last eight games and 10 of 13 overall ... named the first Pac-10 Offensive Player of the Week of the season and was a College Football Performance Awards Quarterback of the Week honorable mention selection after throwing for a career-high-tying four-touchdowns and completing 17-of-26 passes for 298 yards in the season-opener vs. Maryland ... had solid performances in the team's second and third games of the campaign vs. Eastern Washington (13-20-0-148-1) and at Minnesota (16-25-0-252-0) as Cal improved to 3-0 and moved up to a No. 6 national ranking ... had his longest run of the season vs. Eastern Washington for 18 yards and also kicked off the scoring in a 59-7 win over the Eagles with a one-yard touchdown run in the first quarter ... engineered a pair of fourth-quarter touchdown drives (8 plays, 72 yards; 8 plays, 44 yards) in the Minnesota game for 14 points to turn a contest that

was tied 21-21 after three quarters into a 35-21 Cal win ... threw for three touchdowns in back-to-back wins at UCLA (14-23-0-205-3) and vs. Washington State (12-18-1-229-3) after subpar performances in two previous losses at Oregon (12-31-0-123-0) and vs. USC (15-40-1-199-0) ... connected on TD passes on his first three attempts to start the Washington State game to become the first Cal player to ever accomplish the feat and also had a season-long 61-yard pass to Jeremy Ross ... rushed for a season-high 33 yards on six attempts, including a 17-yard run, at UCLA and also threw a downfield block during Jahvid Best's 93-yard TD run ... threw for a season-high 351 yards that were the second-highest total of his career on 27-of-44 passing during a 23-21 win at Arizona State, marching the Golden Bears down the field by going 5-of-6 for 85 yards on an 11-play, 74-yard drive to set up Giorgio Tavecchio's game-winning 24-yard field goal with 0:21 remaining ... was 19-of-34 for 200 yards with one TD pass and one interception against Oregon State ... solid in Cal's first wins in back-to-back weeks over nationally-ranked teams since 1950 during victories vs. Arizona (13-22-2-181-1) and at Stanford (17-31-1-235-1) ... threw for over 200 yards in back-to-back losses in the regular-season finale at Washington (14-32-0-215-1) and vs. Utah in the Poinsettia Bowl (20-36-2-214-1) ... ran a string of consecutive passes without being intercepted up to 118 dating back to the final two games of the 2008 season and through the first four games of 2009 before he was intercepted for the first time of the season in the fifth contest vs. USC ... recorded his first career tackle after throwing an interception vs. Washington State ... listed among the "possibilities" for Heisman Trophy winners by Phil Steele in his college football preview ... on the watch list for the Davey O'Brien Quarterback Award ... selected third-team preseason All-Pac-10 by Athlon and fourth-team according to Steele ... named the nation's No. 22 draft-eligible quarterback prior to the season by Steele.

2008: Threw for 1,360 yards and 14 touchdowns on 112-of-221 (50.7%) passing with only six interceptions to lead the team in all categories other than completion percentage while sharing the starting job with Nate Longshore ... had a 117.9 passer efficiency rating that was second to Longshore's 125.8 ... took the offense's first snap in nine of the team's 13 games and played in 11 contests overall ... started the squad's first four games (vs. Michigan State, at Washington State, at Maryland, vs. Colorado State) and then two in a row at home vs. UCLA and Oregon to start the second half of the season, as well as three straight (at Oregon State, vs. Stanford, vs. Washington) to end the regular season ... saw relief duty both at Arizona and USC while not playing either vs. Arizona State or in the Emerald Bowl against Miami, Fla. ... compiled a 7-2 record as a starter ... lost 56 yards on the ground, scoring one touchdown on 30 attempts ... signature game came in a 35-27 loss at Maryland when he completed 33-of-58 passes for 423 yards with three touchdowns and one interception, setting a single-game school record with the 58 pass attempts and having the 423 yards passing rank as the fourth-most in a game in Cal history and the most in the Pac-10 in 2008, with both totals career-highs as were the 33 pass completions while the three touchdown passes tied a season-best ... his 58 passing attempts and 65 total offensive plays in the Maryland contest were also the most in the Pac-10 in 2008 ... opened the campaign as the starter against Michigan State and completed 17-of-24 passes for 202 yards and two touchdowns ... threw for one score and rushed for another on a career-long 27-yard run at Washington State, rushing two times for a career-high 45 yards ... completed 11-of-22 passes for 153 yards and two TDs against UCLA, including a 53-yard flea flicker for a score to Nyan Boateng ... equaled his season high with three touchdown tosses in the Big Game vs. Stanford and finished an efficient 7-of-11 for 101 yards that included a season-long 59-yard touchdown throw to Shane Vereen, while also being credited with a pass reception for six yards when he caught his own batted throw ... had a 3.5-1 ratio for touchdowns to interceptions (14 TD, 4 INT) in the nine games he started ... had at least one touchdown pass in eight of the nine games he started, with the only exception a 48-7 blowout victory over Washington in the regular-season finale.

2007: Completed 36-of-56 (64.3%) passes for 563 yards and five touchdowns with only one interception in four games and one start for a stellar career-high 174.6 passer efficiency rating ... entered the Armed Forces Bowl vs. Air Force early in the second quarter with a 21-0 deficit and directed the Golden Bears to a 42-36 victory, finishing 16-of-19 for 269 yards and throwing three TD passes without an interception to earn the game's MVP honors ... earned his first career start against Oregon State, filling in for injured starter Nate Longshore, and completed 20-of-34 passes for a season-high 294 yards and two TDs with one interception against the highly-rated OSU defense, while also rushing for a score ... with the Bears pinned deep on their own six-yard line and 1:27 left in the game, engineered an 84-yard drive to the Beavers' 10-yard line, including a fourth and 17 completion to Lavelle Hawkins and a 37-yard pass to Robert Jordan, before time ran out with the then No.

2-ranked Bears missing an opportunity to move into the nation's top-ranked spot after previous No. 1 LSU had been upset by Kentucky earlier in the day ... had completed a career-long 64-yard touchdown pass to Hawkins on the previous drive with 2:31 remaining on the clock to pull Cal within 31-28 ... made his collegiate debut coming off the bench against Louisiana Tech, going 0-for-3 and rushing twice for a loss of yards.

2006: Redshirted.

HIGH SCHOOL: Named the 2005 Gatorade Player of the Year in Oregon and also considered the state's top player as a senior by Rivals and SuperPrep ... a long list of awards and honors included All-American status from Prepstar and SuperPrep ... ranked as the No. 6 "pro-style" quarterback prospect in the country by Rivals and No. 18 in that category according to Scout ... the Rivals postseason Top 100 list had him as the No. 51 overall player in the country ... ranked as the No. 3 prospect at the prestigious EA Sports Elite 11 Quarterback Camp ... second-team All-State selection and Long Beach Press-Telegram "Best in the West" honorable mention selection as a senior when he was also named as the Portland Metro Area Player of the Year after passing for 2,580 yards with only six interceptions on 239 attempts ... threw for 55 touchdowns and had just 12 picks over the final two years of his prep career as his team was a combined 19-5 and made a state semifinal appearance during his junior campaign ... also a Tacoma News Tribune Northwest Blue Chip selection and team MVP as a senior ... two-time team captain in junior and senior years ... vice president of his high school class as both a junior and senior.

PERSONAL: Full name is Kevin Mcdevitt Riley ... born January 27, 1987 ... parents are Faustine and Rhonda Riley ... father was hired as the head football coach at Sunset High School in April of 2010 after having served as the head coach (1991-2002) and offensive coordinator (2003-09) at Beaverton High School for the previous 19 campaigns ... his father was the offensive coordinator when Kevin played at Beaverton ... on track to receive his bachelor's degree from Cal in American studies in the summer of 2011.

RILEY'S CAREER STATISTICS

RUSHING	G-GS	Att	Yds	TD	Lg	Avg/C	Avg/G
2007	4-1	11	6	2	11	0.5	1.5
2008	11-9	30	-56	1	27	-1.9	-5.1
2009	13-13	82	51	1	18	0.6	3.9
2010	8-8	25	-47	1	14	-1.9	-5.9
TOTAL	36-31	148	-46	5	27	-0.3	-1.3

PASSING	G-GS	Att-Cmp-Int	Yds	TD	Lg	Pct	Avg/P	Avg/G	Effic
2007	4-1	56-36-1	563	5	64	64.3	10.1	140.8	174.6
2008	11-9	221-112-6	1360	14	59	50.7	6.2	123.6	117.8
2009	13-13	382-209-8	2850	18	61	54.7	7.5	219.2	128.7
2010	8-8	185-111-6	1409	13	62	60.0	7.6	176.1	140.7
TOTAL	36-31	844-468-21	6182	50	64	55.5	7.3	171.7	131.6

TOTAL OFFENSE	G-GS	Rush	Pass	Total	Avg/G
2007	4-1	6	563	569	142.2
2008	11-9	-56	1360	1304	118.5
2009	13-13	51	2850	2901	223.2
2010	8-8	-47	1409	1362	170.2
TOTAL	36-31	-46	6182	6136	170.4

RECEIVING	G-GS	Rec	Yds	TD	Lg	Rec/G	Avg/C	Avg/G
2007	4-1	0	0	0	0	0.0	0.0	0.0
2008	11-9	1	6	0	6	0.1	6.0	0.5
2009	13-13	0	0	0	0	0.0	0.0	0.0
2010	8-8	0	0	0	0	0.0	0.0	0.0
TOTAL	36-31	1	6	0	6	0.0	6.0	0.2

SCORING	G-GS	TD	Rush	Pass	Retn	PAT	2PAT	FG	Total	Avg/G
2007	4-1	2	2	0	0	0	0	0	12	3.0
2008	11-9	1	1	0	0	0	0	0	6	0.5
2009	13-13	1	1	0	0	0	0	0	6	0.5
2010	8-8	1	1	0	0	0	0	0	6	0.8
TOTAL	36-31	5	5	0	0	0	0	0	30	0.8

ALL-PURPOSE	G-GS	Rush	Rec	PR	KR	IR	Total	Avg/G
2007	4-1	6	0	0	0	0	6	1.5
2008	11-9	-56	6	0	0	0	-50	-4.5
2009	13-13	51	0	0	0	0	51	3.9
2010	8-8	-47	0	0	0	0	-47	-5.9
TOTAL	36-31	-46	6	0	0	0	-40	-1.1

TACKLES	G-GS	UA	A	Total	TFL-Yds	PD	FF	FR	Blkd
2007	4-1	0	0	0	0.0-0	0	0	0	0
2008	11-9	0	0	0	0.0-0	0	0	0	0
2009	13-13	1	0	1	0.0-0	0	0	0	0
2010	8-8	1	0	1	0.0-0	0	0	0	0
TOTAL	36-31	2	0	2	0.0-0	0	0	0	0

RILEY'S CAREER GAME HIGHS

Pass Completions: 33 (at Maryland, 2008)
Pass Attempts: 58 (at Maryland, 2008)
Passing Yards: 423 (at Maryland, 2008)
Passing TDs: 4 (twice, last vs. Colorado, 2010)
Long Pass: 64TD (vs. Oregon State, 2007)
Rushes: 10 (at Washington, 2009)
Rushing Yards: 45 (at Washington State, 2008)
Rushing TDs: 1 (five times, last vs. UCLA, 2010)
Long Rush: 27TD (at Washington State, 2008)
Receptions: 1 (vs. Stanford, 2008)
Receiving Yards: 6 (vs. Stanford, 2008)
Long Reception: 6 (vs. Stanford, 2008)
All-Purpose Yards: 45 (at Washington State, 2008)
Tackles: 1 (twice, last at USC, 2010)
Points: 6 (five times, last vs. UCLA, 2010)

JEREMY ROSS

#3



**WR/RET, 5-11, 213..... Sacramento, CA
 2006-10..... Laguna Creek HS**

AFTER CAL: Played in the NFLPA Game, formerly the Texas vs. The Nation Game, catching two passes for 10 yards for the winning Texas squad ... participated at Cal's Pro Day on March 9, 2011 and posted a 4.39 mark in the 40-yard dash that was the best mark of the day and would be tied for third at the 2011 NFL Combine, which he was not invited to

... also put up a time of 4.15 in the 20-yard shuttle and had a vertical jump of 39 inches at Cal's Pro Day.

CAL CAREER: Finished his career second on Cal's all-time punt return average list with an average of 15.2 yards per return (31 returns, 471 yards, one TD), behind only the 16.7 posted by DeSean Jackson (2005-07) ... totaled 2,287 all-purpose yards (201 rushing, 764 receiving, 471 punt return, 851 kick return), with an average of 53.2 yards per contest ... played in 43 games with 14 starts, recording 57 catches for 764 yards (13.4 ypr) and three touchdowns ... also contributed 42 kick returns for 851 yards (20.3 avg) as well as 25 rushes for 201 yards (8.0 ypr) and two scores ... even added a 30-yard touchdown completion to Nyan Boateng in his only career passing attempt ... had at least one catch in 15 consecutive games, spanning the final 11 contests of his junior season and the first four of his senior campaign ... a tremendous athlete who registered top all-time marks in multiple strength and conditioning activities among Cal receivers, including the power clean (352 pounds), bench press (350 pounds, tied for the school's top mark at his position), squat (500 pounds) and vertical jump (37.5 inches).

2010: Led Cal in punt return average, while ranking third in the Pac-10 and 18th nationally, bringing back 22 punts for a career-high 279 yards and an average of 12.7 yards per return ... second on the club in kick return average (11 returns, 238 yards, 21.6 ypr) ... contributed 818 all-purpose yards (91 rushing, 210 receiving, 279 punt return, 238 kick return) to rank fourth on the team and 22nd in the Pac-10, with a career-high average of 81.80 all-purpose yards per contest ... played in 10 games and made two starts (at Arizona, at Washington State) but missed the final two contests of his career with an injury ... added 18 receptions for 210 yards and nine rushes for 91 yards that included the first two rushing touchdowns of his career ... posted a season-high 140 all-purpose yards against Arizona State, with a career-high-tying three catches for 44 yards including a season-long 32-yard reception, one rush for 19 yards that was the first rushing score of his career, and four punt returns for a season-high 77 yards ... also posted triple-digit all-purpose yardage games at Arizona (127 yards - 7 rushing, 17 receiving, 71 kick return, 32 punt return) and at Nevada (105 yards - 12 rushing, 12 receiving, season-high 81 kick return on a season-high four returns) ... other notable performances came at Washington State (career-high-tying

3 receptions, season-high 45 receiving yards; 1 rush, 27 yards, TD; 2 punt returns, 15 yards); vs. USC (2 receptions, 33 yards); vs. UC Davis (2 receptions, 18 yards; 3 punt returns, 55 yards, season-long 37-yard return), vs. UCLA (2 receptions, 19 yards; 1 kick return, 19 yards; career and Pac-10 season-high-tying 6 punt returns, 51 yards) and vs. Oregon (1 rush, 1 yard; 2 receptions, 14 yards; 3 kick returns, 67 yards; 1 punt return, 8 yards) ... captured the Henry J. "Tiny" Bates Memorial Award annually given by the Cal Grid Club of Sacramento to a senior on the Cal football team from the Sacramento Valley region ... selected as a second-team preseason All-Pac-10 punt returner by Phil Steele and a third-team choice of Athlon ... Steele also listed him as the nation's No. 5 draft-eligible punt returner ... a preseason favorite for the College Football Performance Awards Punt Returner Trophy.

2009: Third on the team with a career-high 860 all-purpose yards (48 rushing, 344 receiving, 192 punt return, 276 kick return) and 18th in the Pac-10 with an average of 66.15 all-purpose yards per game ... played in 13 contests with seven starts ... fourth on the squad with a career-high 344 receiving yards, as well as tied for fifth with 22 receptions for an average of 15.6 yards per catch that ranked second on the team ... added one touchdown catch in the Poinsettia Bowl vs. Utah ... ranked second on the squad with 14 kick returns for 276 yards, including a career-long 54-yarder against Washington State ... added team-leading totals of nine punt returns for 192 yards to post an average of 21.3 yards per return that would have led the Pac-10 and broken a single-season Cal school record had he met the league's minimum standard of recording one punt return per team game played ... had a career-long 76-yard TD on a punt return against Washington State that was the third-longest of the season in the Pac-10 and the only Cal punt return for a touchdown in 2009 ... added six rushes for 48 yards on the season ... registered at least one catch in 12 of his 13 games, including each of his final 11 ... posted the most productive contest of his career against Washington State when he exploded for a career-high 228 all-purpose yards (second-most by a Cal player in 2009 behind Shane Vereen's 230 at UCLA) with 61 receiving yards (1 catch), 75 kick return yards (2 returns) and 92 punt return yards (3 returns), picking up 191 of his all-purpose yards on three plays with a 76-yard TD punt return, a career-long 61-yard catch and a 54-yard kick return ... the punt return and catch were both the longest by a Cal player in 2009, while the kick return was the second-longest behind tailback Isi Sofole's 65-yard return in the regular-season finale at Washington ... named a Punt Returner Performer of the Week by the College Football Performance Awards for his effort against Washington State ... had a career-best 73 receiving yards on a career-high-tying three receptions at Minnesota, including two key catches of 35 and 31 yards from quarterback Kevin Riley on an eight-play, 72-yard drive midway through the fourth quarter that broke a 21-21 tie and put Cal in front to stay ... tied his career-high with three receptions on four different occasions, including three consecutive games at Minnesota, at Oregon (eight yards) and vs. USC (28 yards), and then at Arizona State when he totaled 67 receiving yards including a 56-yard grab that set up Cal's first touchdown in an eventual 23-21 win ... added two rushes for a season-high 24 yards with a season-long rush of 24 yards against USC ... had a 46-yard punt return on his only attempt against Arizona ... recorded career-bests of five kick returns and 110 kick return yards (fifth-most by a Cal player in 2009) in the Big Game at Stanford.

2008: Finished with 609 all-purpose yards (62 rushing, 210 receiving, 337 kick return) and also completed a 30-yard touchdown pass to a wide-open Nyan Boateng in the second quarter of the Oregon State game, after taking a lateral from quarterback Kevin Riley ... played in all 13 games and started five at wide receiver, including the season-opener vs. Michigan State and four of the last five contests ... registered 17 catches for 210 yards and two of his three career touchdown receptions ... had career-highs with 17 kick returns (also a team high) and 337 kick return yards (second behind Jahvid Best's 421 kick return yards) ... second on the squad and 10th in the Pac-10 with kick return average of 19.8 ... posted a season-long 47-yard kick return against UCLA ... Cal's fourth-leading rusher with 10 carries for 62 yards and had a career-long 41-yard gain in the Big Game vs. Stanford to spark a third-quarter touchdown drive ... caught a career-high-tying three balls on three occasions at Arizona (season-high 56 receiving yards), vs. UCLA (44 yards) and at Oregon State (30 yards), with season-long-tying receptions of 29 yards vs. both the Wildcats and the Bruins ... led the Bears in all-purpose yards for four consecutive games, notching a season-high 141 at Arizona, 123 vs. UCLA, 119 vs. Oregon and 61 at USC ... had his most productive game of the season returning kicks at Arizona when he brought a season-high-tying four back for a season-high 85 yards, while also returning four for 81 yards vs. Oregon and three for 79 yards vs. UCLA ... credited with one tackle during the team's 24-17 Emerald Bowl win over Miami, Fla.

2007: Saw action in seven games all off the bench primarily on special

teams ... did not record any stats other than participation.

2006: Redshirted ... shared Scout Team Player of the Year honors on offense.

HIGH SCHOOL: A threat in both the running and receiving games ... an All-Regional pick by Prepstar, a third-team All-State selection and the Delta League MVP as a senior when he ran for 964 yards on 99 carries and also caught 45 passes that covered 718 yards ... ran the 100 and 200-meter dash in track and field ... played in the Optimist Game in Sacramento following his prep career.

PERSONAL: Full name is Jeremy Spencer Ross ... born March 16, 1988 ... parents are Jordan and Tangerine Ross ... clocked the fastest 40-yard dash time (4.39) at the Stanford Nike Combine in May of 2005, which was also the fastest time by a California prep receiver that year ... featured in an entertaining "Cal Cribbs" video on CalBears.com ... received his bachelor's degree from Cal in social welfare in May of 2011.

ROSS' CAREER STATISTICS

RUSHING	G-GS	Att	Yds	TD	Lg	Avg/C	Avg/G
2007	7-0	0	0	0	0	0.0	0.0
2008	13-5	10	62	0	41	6.2	4.8
2009	13-7	6	48	0	24	8.0	3.7
2010	10-2	9	91	2	27	10.1	9.1
TOTAL	43-14	25	201	2	41	8.0	4.7

PASSING	G-GS	Att	Cmp	Int	Yds	TD	Lg	Pct	Avg/P	Avg/G	Effic
2007	7-0	0	0	0	0	0	0	0.0	0.0	0.0	0.0
2008	13-5	1	1	0	30	1	30	100.0	30.0	2.3	682.0
2009	13-7	0	0	0	0	0	0	0.0	0.0	0.0	0.0
2010	10-2	0	0	0	0	0	0	0.0	0.0	0.0	0.0
TOTAL	43-14	1	1	0	30	1	30	100.0	30.0	0.7	682.0

TOTAL OFFENSE	G-GS	Rush	Pass	Total	Avg/G
2007	7-0	0	0	0	0.0
2008	13-5	62	30	92	7.1
2009	13-7	48	0	48	3.7
2010	10-2	91	0	91	9.1
TOTAL	43-14	201	30	231	5.4

RECEIVING	G-GS	Rec	Yds	TD	Lg	Rec/G	Avg/C	Avg/G
2007	7-0	0	0	0	0	0.0	0.0	0.0
2008	13-5	17	210	2	29	1.3	12.4	16.2
2009	13-7	22	344	1	61	1.7	15.6	26.5
2010	10-2	18	210	0	32	1.8	11.7	21.0
TOTAL	43-14	57	764	3	61	1.3	13.4	17.8

SCORING	G-GS	TD	Rush	Pass	Retn	PAT	2PAT	FG	Total	Avg/G
2007	7-0	0	0	0	0	0	0	0	0	0.0
2008	13-5	2	0	2	0	0	0	0	12	0.9
2009	13-7	2	0	1	1	0	0	0	12	0.9
2010	10-2	2	2	0	0	0	0	0	12	1.2
TOTAL	43-14	6	2	3	1	0	0	0	36	0.8

PUNT RETURNS	G-GS	No.	Yds	TD	Lg	Avg/R	Avg/G
2007	7-0	0	0	0	0	0.0	0.0
2008	13-5	0	0	0	0	0.0	0.0
2009	13-7	9	192	1	76	21.3	14.8
2010	10-2	22	279	0	37	12.7	27.9
TOTAL	43-14	31	471	1	76	15.2	11.0

KICK RETURNS	G-GS	No.	Yds	TD	Lg	Avg/R	Avg/G
2007	7-0	0	0	0	0	0.0	0.0
2008	13-5	17	337	0	47	19.8	25.9
2009	13-7	14	276	0	54	19.7	21.2
2010	10-2	11	238	0	29	21.6	23.8
TOTAL	43-14	42	851	0	54	20.3	19.8

ALL-PURPOSE	G-GS	Rush	Rec	PR	KR	IR	Total	Avg/G
2007	7-0	0	0	0	0	0	0	0.0
2008	13-5	62	210	0	337	0	609	46.8
2009	13-7	48	344	192	276	0	860	66.2
2010	10-2	91	210	279	238	0	818	81.8
TOTAL	43-14	201	764	471	851	0	2287	53.2

TACKLES	G-GS	UA	A	Total	TFL-Yds	PD	FF	FR	Blkd
2007	7-0	0	0	0	0.0-0	0	0	0	0
2008	13-5	1	0	1	0.0-0	0	0	0	0
2009	13-7	0	0	0	0.0-0	0	0	0	0
2010	10-2	0	0	0	0.0-0	0	0	0	0
TOTAL	43-14	1	0	1	0.0-0	0	0	0	0

ROSS' CAREER GAME HIGHS

Receptions: 3 (nine times, last at Washington State, 2010)
Receiving Yards: 73 (at Minnesota, 2009)
Receiving TDs: 1 (three times, last Poinsettia Bowl vs. Utah, 2009)
Long Reception: 61 (vs. Washington State, 2009)
Rushes: 2 (six times, last vs. UCLA, 2010)
Rushing Yards: 43 (at Stanford, 2008)
Rushing TDs: 1 (twice, last at Washington State, 2010)
Long Rush: 41 (at Stanford, 2008)
Punt Returns: 6 (vs. UCLA, 2010)
Punt Return Yards: 92 (vs. Washington State, 2009)
Punt Return TDs: 1 (vs. Washington State, 2009)
Long Punt Return: 76TD (vs. Washington State, 2009)
Kick Returns: 5 (at Stanford, 2009)
Kick Return Yards: 110 (at Stanford, 2009)
Long Kick Return: 54 (vs. Washington State, 2009)
Pass Completions: 1 (at Oregon State, 2008)
Pass Attempts: 1 (at Oregon State, 2008)
Passing Yards: 30 (at Oregon State, 2008)
Passing TDs: 1 (at Oregon State, 2008)
Long Pass: 30TD (at Oregon State, 2008)
All-Purpose Yards: 228 (vs. Washington State, 2009)
Tackles: 1 (Emerald Bowl vs. Miami, Fla., 2008)
Points: 6 (six times, last at Washington State, 2010)

DAVID SEAWRIGHT

#46



PK, 6-3, 215..... San Diego, CA
2008-10..... Rancho Bernardo HS

CAL CAREER: Appeared in eight games, making all 26 of his extra-point attempts and going 5-of-7 on field goal tries with a long of 37 yards ... averaged 60.25 yards per kickoff on 20 attempts ... scored 41 career points ... will not use the final two seasons of his eligibility in 2011 and 2012.

2010: Redshirted ... worked out as an emergency punter in addition to his role as a placekicker during the team's 2010 spring practices.

2009: Played in three games, handling four kickoffs for 226 yards (56.5 avg) ... kicked off twice in the season opener vs. Maryland for 130 yards and a 65.0 average ... also had a 55-yard kickoff out of bounds vs. Eastern Washington and a 41-yard squib kick against Washington State.

2008: Won the job as the team's starting placekicker prior to the start of the season ... ranked fourth on the team in scoring with 41 points ... made all 26 of his extra-point attempts and was 5-of-7 on field goal tries through the first five games before suffering an injury in practice prior to the sixth game that ended his campaign ... was 5-of-6 on field goal attempts from inside 30 yards ... career-long field goal of 37 yards came at Washington State, where he also made all nine of his PATs for a career-high total, tying for the most PAT makes and attempts in a game in the Pac-10 in 2008 ... set or equaled all of his single-game career-bests other than field goals made and field goals attempted during the contest at Washington State, adding 12 points, seven kickoffs, 452 kickoff yards and a 64.6 kickoff average, with each of his seven boots traveling at least 60 yards ... made a pair of field goals in three attempts at Maryland (both career highs), as well as one each vs. Michigan State, at Washington State and vs. Arizona State ... had his other field goal try blocked vs. Colorado State ... kicked off 16 times for 976 yards and a 61.2 average.

HIGH SCHOOL: One of the most recognized specialists in the San Diego area ... a Cal-Hi Sports second-team All-State selection as a senior when he also earned first-team All-Palomar League and the conference's Kicker of the Year honors ... added a North County Times first-team All-Region selection during his senior year and was selected to play in the Navy Marine Corps

All-Star Classic ... led the San Diego area in punting and knocked in three field goals over 50 yards as a senior while over 90 percent of his kickoffs went for touchbacks ... named his school's Scholar-Athlete of the Year.

PERSONAL: Full name is David Robert Seawright ... born February 1, 1990 ... parents are Bob and Ginny Seawright ... spent the summer of 2009 as an intern with ABC Channel 7 in San Francisco, was a writer for the Daily Cal student newspaper and spent time during his final semester at Cal in the spring of 2011 publishing the Bear Blog site for CalBears.com ... received his bachelor's degree from Cal in media studies in May of 2011.

SEAWRIGHT'S CAREER STATISTICS

SCORING	G-GS	TD	Rush	Pass	Retn	PAT	2PAT	FG	Total	Avg/G
2008	5-0	0	0	0	0	26	0	5	41	8.2
2009	3-0	0	0	0	0	0	0	0	0	0.0
TOTAL	8-0	0	0	0	0	26	0	5	41	5.1

FIELD GOALS	G-GS	Att	Made	Lg	Pct
2008	5-0	7	5	37	71.4
2009	3-0	0	0	0	0.0
TOTAL	8-0	7	5	37	71.4

SEAWRIGHT'S CAREER GAME HIGHS

Field Goals Made: 2 (at Maryland, 2008)
Field Goals Attempted: 3 (at Maryland, 2008)
Field Goal Percentage (with most field goals made if tie): 100.0, 1-1 (three times, last vs. Arizona State, 2008)
Long Field Goal: 37 (at Washington State, 2008)
PAT's Made: 9 (at Washington State, 2008)
PAT's Attempted: 9 (at Washington State, 2008)
PAT Percentage (with most PAT's made if tie): 100.0, 9-9 (at Washington State, 2008)
Kickoffs: 7 (at Washington State, 2008)
Kickoff Yards: 452 (at Washington State, 2008)
Kickoff Average: 64.6, 7-452 (at Washington State, 2008)
Long Kickoff: 69 (at Washington State, 2008)
Points: 12 (at Washington State, 2008)

CHARLES SIDDOWAY

#76



OL, 6-4, 290..... Eugene, OR
2009-10..... Sheldon HS

CAREER: Played in three games off the bench all in 2010 during two seasons with the program from 2009-10.

2009: Played in three games off the bench vs. UC Davis, Colorado and Arizona State ... did not record any statistics other than participation.

2010: Redshirted ... named the nation's No. 45 freshman offensive lineman in the preseason by Phil Steele.

HIGH SCHOOL: An All-Region choice of both Prepstar and SuperPrep as a senior when he was listed as a three-star prospect by Rivals, Scout and Tom Lemming ... rated as the No. 6 player overall in the Northwest by the Tacoma News-Tribune ... Rivals dubbed him the top prospect in Oregon and No. 43 at his position nationally, while SuperPrep named him the No. 5 recruit in the state and the No. 22 offensive lineman in the country ... Scout placed him at No. 30 in the nation among offensive tackles ... named first-team All-Sky-Em League as a senior ... earned second-team All-SEL honors on defense as a junior as well as honorable mention recognition offensively on a league and state championship team that finished with a 13-1 overall record ... named honorable mention all-conference on defense in his sophomore campaign.

PERSONAL: Full name is Charles Edward Siddoway ... born April 3, 1991 ... mother is Terri Siddoway ... major was undeclared during his time at Cal who was considering public health.

SIDDOWAY'S CAREER STATISTICS

PARTICIPATION	G-GS	
2010	3-0	No other statistics
TOTAL	3-0	No other statistics

BEAU SWEENEY

(bo)

#9



QB, 6-2, 221..... Fresno, CA
2008-10..... Clovis West HS

CAL CAREER: A member of the program for three seasons (2008-10), seeing action in five games off the bench while shuffling between the No. 2 and No. 3 quarterback positions ... completed 11-of-17 (64.7%) passes for 74 yards with no touchdowns or interceptions for a quarterback efficiency rating of 101.3 ... also rushed nine times

for 23 yards and one score.

2011: Left the team during spring practice.

2010: Started the season as the team's No. 2 quarterback and played off the bench during each of the first two contests but did not see action again ... had fallen to No. 3 in the quarterback pecking order when starter Kevin Riley suffered a season-ending injury in the eighth of 12 games at Oregon State and finished the season as Brock Mansion's backup ... recorded all of his passing stats in the season-opener vs. UC Davis when he completed 6-of-8 passes for 29 yards, with no touchdowns or interceptions for a 105.4 quarterback efficiency rating ... also had six rushes for 34 yards and a touchdown on a four-yard run vs. UC Davis when he led Cal to 10 points against UC Davis as the Bears scored on two of the four drives he quarterbacked ... finished the season with seven rushes for 30 yards after being sacked for a four-yard loss against Colorado ... earned honorable mention Pac-10 All-Academic recognition.

2009: Moved into the team's No. 2 quarterback role for the second half of the season after beginning the year in the No. 3 spot behind starter Kevin Riley and Brock Mansion ... played in his first three collegiate games all off the bench and completed 5-of-9 passes for 45 yards, with no touchdowns or interceptions and a passer efficiency rating of 97.6 ... also rushed two times for a loss of seven yards ... had his biggest game against Washington State when he was 3-of-3 for 21 yards, with both the passes completed and passing yardage season highs ... also got into games vs. Eastern Washington (1-1-0-17-0) and at Oregon (1-5-0-7-0), with the 17-yard completion against the Cougars a career-long ... ran twice for -7 yards vs. Oregon but did have a season-long five-yard gain, in addition to being sacked for a 12-yard loss.

2008: Redshirted ... named Cal's Co-Scout Team Player of the Year on offense.

HIGH SCHOOL: Rivals listed him as its No. 13 "pro-style" quarterback prospect in the country and a three-star recruit ... rated the No. 32 quarterback prospect in the country by ESPN and No. 39 according to Scout ... selected to the All-Far West team by SuperPrep ... as a senior, threw for 1,168 yards and 15 touchdowns while rushing for 1,063 yards and 12 scores ... earned first-team All-City and first-team All-Tri-River League honors during his junior season when he totaled nearly 1,300 yards passing and 15 touchdowns while adding 565 yards and four touchdowns on the ground ... led his squad to consecutive Division I championship games in his final two prep campaigns ... played in the Offense-Defense All-American Bowl after his senior year.

PERSONAL: Full name is Beau Kevin Sweeney ... born February 15, 1990 ... parents are Kevin and Karen Sweeney ... his father was a record-setting quarterback at Fresno State and played for two seasons with Dallas in the NFL after being selected by the Cowboys in the seventh round of the 1987 NFL Draft ... grandfather, Jim Sweeney, was a longtime head football coach at Montana State (1963-67), Washington State (1968-75) and Fresno State (1976-77, 1980-96) ... major during his time at Cal was American studies.

SWEENEY'S CAREER STATISTICS

RUSHING	G-GS	Att	Yds	TD	Lg	Avg/C	Avg/G
2009	3-0	2	-7	0	5	-3.5	-2.3
2010	2-0	7	30	1	11	4.3	15.0
TOTAL	5-0	9	23	1	11	2.6	4.6

PASSING	G-GS	Att	Cmp	Int	Yds	TD	Lg	Pct	Avg/P	Avg/G	Effic
2009	3-0	9	5	0	45	0	17	55.6	5.0	15.0	97.6
2010	2-0	8	6	0	29	0	7	75.0	3.6	14.5	105.4
TOTAL	5-0	17	11	0	74	0	17	64.7	4.4	14.8	101.3

TOTAL OFFENSE	G-GS	Rush	Pass	Total	Avg/G
2009	3-0	-7	45	38	12.7
2010	2-0	30	29	59	29.5
TOTAL	5-0	23	74	97	19.4

SCORING	G-GS	TD	Rush	Pass	Retn	PAT	2PAT	FG	Total	Avg/G
2009	3-0	0	0	0	0	0	0	0	0	0.0
2010	2-0	1	1	0	0	0	0	0	6	3.0
TOTAL	5-0	1	1	0	0	0	0	0	6	1.2

ALL-PURPOSE	G-GS	Rush	Rec	PR	KR	IR	Total	Avg/G
2009	3-0	-7	0	0	0	0	-7	-2.3
2010	2-0	30	0	0	0	0	30	15.0
TOTAL	5-0	23	0	0	0	0	23	4.6


SWEENEY'S CAREER GAME HIGHS

Pass Completions: 6 (vs. UC Davis, 2010)
Pass Attempts: 8 (vs. UC Davis, 2010)
Passing Yards: 29 (vs. UC Davis, 2010)
Long Pass: 17 (vs. Eastern Washington, 2009)
Rushes: 6 (vs. UC Davis, 2010)
Rushing Yards: 34 (vs. UC Davis, 2010)
Rushing TDs: 1 (vs. UC Davis, 2010)
Long Rush: 11 (vs. UC Davis, 2010)
All-Purpose Yards: 34 (vs. UC Davis, 2010)
Points: 6 (vs. UC Davis, 2010)

SHANE VEREEN

(vuh-REEN)

#34



TB, 5-10, 204..... Valencia, CA
2007-10..... Valencia HS

AFTER CAL: Selected by the New England Patriots in the second round (No. 56 overall) of the 2011 NFL Draft ... garnered the highest selection a Cal player has ever been taken by New England ... second among running backs with his 31 repetitions of 225 pounds in the bench press at the 2011 NFL Scouting Combine, while also among the top

performers at his position in the 40-yard dash (8th, 4.50), 60-yard shuttle (9th, 11.58) and 3 cone drill (11th, 6.95) ... participated in position drills only at Cal's Pro Day on March 9, 2011 and also took part in the San Francisco 49ers' Local Pro Day on April 20, 2011 ... announced his declaration for the 2011 NFL Draft on January 1, 2011, foregoing his final season of collegiate eligibility.

CAL CAREER: Placed his name all over Cal's career and single-season record books during his three campaigns of action with the Golden Bears from 2008-10 after redshirting as a true freshman in 2007 ... played in all 38 games possible during his career at Cal, making 19 starts ... finished his career ranked among the school's all-time leaders in rushing touchdowns (29, No. 3-T), total touchdowns (35, No. 4-T), all-purpose yards (4,069, No. 5), rushing yards (2,834, No. 7), 100-yard rushing games (11, No. 7) and scoring (210, No. 9-T) ... other final career rushing numbers included 556 carries, a 5.1 yard average per attempt and 74.6 yards per game, with a long rush of 81 yards against Michigan State during his 2008 redshirt freshman campaign ... added 74 receptions for 674 yards and six touchdown catches, with a long of 59 yards ... had 551 kickoff return yards on 24 attempts and 10 punt return yards on two tries, all in his 2009 sophomore season ... even added three passing attempts without a completion, throwing one incomple- tion in each of his three campaigns ... led Cal in rushing in each of the last 16 collegiate games he played ... had multiple touchdowns in 10 games and at least one reception in 37 of his 38 contests, including the first 33 of his career to account for the longest run by an active FBS running back at the time it was snapped ... had 100 or more all-purpose yards 20 times, including four 200-plus yard all-purpose contests ... in Cal's single-season record books his 1,757 all-purpose yards in 2009 rank sixth, the 13 rushing touchdowns he scored in 2010 are tied for sixth, the 12 rushing touchdowns he posted in 2008 are tied for eighth, and his 1,167 rushing yards and 96 points in 2010 are ninth and tied for ninth at the time his career finished.

2010: Earned second-team All-Pac-10 honors in his final collegiate season, while Phil Steele had him as a first-team all-conference pick and Scout also named him second-team ... started all 12 games and finished the regular season ranked among the best in the Pac-10 and the nation in both rushing and scoring ... cleaned up on team awards, taking home five including the Bear Backer Award for the team's MVP on offense, Most Valuable Back - Of- fense, Cort Majors Team Captain Award - Offense, the Dick Artal Award on offense for the player best exemplifying Cal spirit and attitude, and the Stub

Allison Award given to the team's Most Inspirational Player ... posted totals of 1,167 rushing yards, 13 touchdowns on the ground and 231 carries that were all single-season career bests, while his 5.1 yards per rush average narrowly trailed the single-season career-best 5.2 average he posted in 2009 ... ranked fourth in the Pac-10 and 23rd nationally with an average of 97.25 rushing yards per game, while his 96 points on 16 total touchdowns gave him an average of 8.0 points per game that ranked him fifth in the Pac-10 and tied for 39th nationally ... led Cal in rushing in each of the team's 12 games ... scored a career-high-tying three touchdowns in a game twice - vs. UC Davis (two rushing, one receiving) and at Nevada (career-high-tying three rushing) - as well as multiple touchdowns in six of 12 contests (also vs. Colorado, one rush/one receive; vs. UCLA, two rush; vs. Arizona State, two rush; at Washington State, two rush) ... finished third on the team with three touchdown catches, as well as fourth with 209 receiving yards ... his combina- tion of rushing and receiving made him the Pac-10's fifth-leading all-purpose runner and 53rd nationally with an average of 114.67 all-purpose yards per game (1,376 total all-purpose yards) ... recorded the highest single-game rushing total of his career at Nevada when he had 198 yards and a career-high-tying three rushing touchdowns on 19 carries, including a season-long 59-yard touchdown run and another score from 50 yards out that were the two longest Cal runs of the season to earn honorable mention Running Back Performer of the Week honors from the College Football Performance Awards ... had a total of six games with at least 100 yards rushing, also hitting the mark vs. UCLA (25-151), at Washington State (25-112), vs. Oregon (26-112), vs. Washington (23-106) and at Arizona (27-102), picking up his second honor- able mention selection for the CFP's Running Back Performer of the Week honors for his performance vs. the Bruins ... had a season-high 45 yards receiving and one of his three touchdown catches on a season-high-tying three catches at USC ... posted six games with over 100 all-purpose yards, including a season-high 207 at Nevada that was also the highest total by a Cal player in 2010 ... a midseason first-team All-Pac-10 selection by Steele ... listed as a "Heisman possibility" by Steele prior to the campaign and a second-team preseason All-Pac-10 choice of Steele, Athlon and Lindy's ... Athlon tabbed him the nation's No. 3 Fantasy Football running back prior to the campaign and selected him No. 7 in a Fantasy Football mock draft ... ranked as Lindy's No. 18 running back nationally before the beginning of the season, as well as Steele's No. 23 draft-eligible running back ... on watch lists for the Maxwell and Paul Hornung Awards ... a preseason favorite for the College Football Performance Awards Running Back Trophy ... listed as a "Key Golden Bear" by Athlon and one of Cal's "Players to Watch" according to Lindy's in preseason publications.

2009: Earned All-Pac-10 Honorable Mention recognition despite spending most of the season as a backup to Heisman Trophy candidate and 2010 NFL Draft first-round pick Jahvid Best ... led the Bears with 952 yards rushing on 183 carries for a career-high 5.2 yards per rush ... voted by teammates as Cal's offensive Bear Backers Co-MVP along with Best ... scored 12 touchdowns on the ground to equal Best for the team lead and 14 overall to rank second overall behind Best's 16 scores ... played in all 13 games with four starts, including three of the last four contests (vs. Arizona, at Stanford, Poinsettia Bowl vs. Utah) after Best suffered a season-ending injury vs. Oregon State, with his only non-start coming at Washington when he was not on the field for the first offensive play ... totaled 566 rushing yards on 108 carries and six rushing touchdowns over the final four games, averag- ing 141.5 yards per contest ... also officially the starter at Minnesota in the third game of the campaign when he was on the field for the first offensive snap ... among Pac-10 per-game leaders in rushing yards (No. 6, 73.23), all- purpose running (No. 6-T, 135.15), scoring (No. 10-T, 6.46) and total offense (No. 15, 73.23), while his average of 23.0 yards per kick return was sixth in the league ... added 25 receptions for 244 yards and two TDs, ranking tied for third on the team in touchdown catches, fourth in receptions and fifth in receiving yards ... rushed for more than 150 yards three times - at UCLA (154), vs. Arizona (159) and at Stanford (193) - setting then-career highs each time ... rushed a career-high and Pac-10 season-high 42 times that also tied for the second-most rushes in a game nationally in a 34-28 victory at Stanford in the Big Game ... received the team's Berkeley Breakfast Club Award as the offense's outstanding player in the Big Game and was also the Walter Camp Football Foundation BCS National Offensive Player of the Week, an AT&T All-America Player of the Week nominee and a Muscle Milk California Student-Athlete of the Week selection after his season-high 193-yard game at Stanford ... scored a career-high-tying three rushing TDs both vs. Eastern Washington and at Stanford ... among his 30 carries at Arizona was a season- long 61-yard touchdown run that sealed a 24-16 victory with 1:21 to go in the fourth quarter ... picked up his 154 yards at UCLA on only 17 carries (9.4 ypr) and had a 42-yard TD run that kicked off the game's scoring on the first drive

of the contest ... also had the most single-game all-purpose running yards by a Cal player in 2009 vs. the Bruins, adding 46 on kick returns, 20 receiving and 10 on punt returns for a career-high total of 230 ... had a strong contest in the Poinsettia Bowl vs. Utah, rushing for 122 yards on 20 carries with two scores, while adding a season-high-tying three receptions for 20 yards ... was only eight yards shy of finishing the season with four consecutive 100-yard rushing games, just missing the mark with 92 yards on 16 carries against Washington, including a 50-yarder ... also had a solid game against Washington State, rushing for 66 yards and a touchdown on 14 carries, while adding a touchdown grab on a 21-yard pass from quarterback Kevin Riley ... had a season-tying three receptions in four different games vs. Maryland (46 yards), vs. Oregon State (six yards), at Washington (25 yards) and in the Poinsettia Bowl vs. Utah (20 yards) ... had both one rushing and one receiving TD against Maryland and Washington State ... had the biggest kick-return game of his career against USC, when he recorded career highs and tied Isi Sofele for Cal's single-game team season-highs for both kick returns (6) and kick return yards (127) ... also had 114 kick return yards on three tries at Oregon, including a career-best 44-yarder ... caught at least one pass in all 13 games and recorded 10 contests with over 100 all-purpose yards ... earned Muscle Milk California Student-Athlete of the Week honors a total of three times, winning the award for his performances at UCLA and vs. Arizona in addition to Stanford ... earned honorable mention Running Back Performer of the Week honors from the College Football Performance Awards twice after his games at UCLA and vs. Stanford ... selected third-team midseason All-Pac-10 and fourth-team preseason All-Pac-10 by Phil Steele ... named as the nation's No. 61 draft-eligible running back by Steele heading into the campaign.

2008: Had a strong season, playing in all 13 games and making three starts at tailback ... amassed 715 yards on the ground as the primary backup to Jahvid Best to rank second on the club in rushing yardage, as well as No. 10 in the Pac-10 with an average of 55.0 rushing yards per contest ... averaged 5.0 yards per rush on 142 carries (also second to Best) and scored four touchdowns on the ground as well as five total with one receiving ... tied for second on the team with 27 catches for 221 receiving yards ... finished with 936 all-purpose yards to rank second on the team behind Best and No. 18 in the Pac-10 with a per-game average of 72.0 ... posted his first 100-yard rushing effort in his collegiate debut and a starting role vs. Michigan State in the season-opener, going for 101 yards on nine carries including a game-clinching career-long 81-yard TD run in the fourth quarter ... also caught four balls for 16 yards and attempted a pass that was incomplete vs. the Spartans ... had another pair of 75-plus yard games over his next three contests, running for 80 yards on nine carries including a 39-yard touchdown run at Washington State, and 75 yards on 12 attempts vs. Colorado State ... made another start for an injured Best vs. Arizona State and responded with 93 yards on a season-high 27 carries, plus another 51 yards on a career-high five receptions for a season-high 144 all-purpose yards ... nearly posted another 100-yard game the next time he subbed for Best as a starter, totaling 99 rushing yards on 14 carries vs. UCLA, including a 56-yard run ... churned out 61 rushing yards and a touchdown on 21 carries in a backup role during a victory over Oregon, including a crucial two-yard touchdown with 8:57 left in the game that made the final score 26-16, adding four receptions for 25 yards ... had 56 yards on 12 carries in the Big Game vs. Stanford and also hauled in a career-long 59 yard reception that resulted in his first career receiving TD, with the 59 receiving yards also a career single-game best ... contributed 49 yards on 10 carries and a touchdown against Washington and 36 yards on eight rushes in the Emerald Bowl vs. Miami, Fla.

2007: Redshirted.

HIGH SCHOOL: A SuperPrep and Prepstar All-American choice ... Scout listed him as the No. 23 running back in the country ... rated No. 5 at running back in the nation and No. 21 overall in the state of California by Rivals ... selected to the All-Far West team by SuperPrep ... honorable mention Long Beach Press-Telegram "Best in the West" choice ... collected Cal-Hi Sports third-team All-State honors ... the most highly recruited player in the history of Valencia football ... combined for over 6,000 rushing and receiving yards with 89 touchdowns during an impressive three-year varsity career ... tallied 982 rushing yards and 20 touchdowns as a senior, while also catching 28 passes for 455 yards and six scores, and returning 13 kicks for 243 yards ... rushed for 1,638 yards on 169 carries with 28 touchdowns as a junior, while tallying 52 receptions for 898 yards and seven more touchdowns through the air, and defensively contributing 43 tackles and three interceptions ... had 1,399 rushing yards and 28 TDs on 205 carries and 55 catches for 727 yards and four TDs as a sophomore, and even completed his only pass attempt for a 39-yard scoring strike ... doubled as one of the Southland's top sprinters, recording the fastest 100-meter dash time of any junior in Southern California during the 2006 track and field season.

PERSONAL: Full name is Shane Patrick-Henry Vereen ... born March 2, 1989 ... parents are Henry Vereen and Venita Taylor-Vereen ... also a member of Cal's track and field team during portions of his collegiate career ... spent the summer of 2010 as an intern with Comcast SportsNet Bay Area ... received his bachelor's degree from Cal in media studies in December of 2010 in only three and a half years.

VEREEN'S CAREER STATISTICS

RUSHING	G-GS	Att	Yds	TD	Lg	Avg/C	Avg/G
2008	13-3	142	715	4	81	5.0	55.0
2009	13-4	183	952	12	61	5.2	73.2
2010	12-12	231	1167	13	59	5.1	97.2
TOTAL	38-19	556	2834	29	81	5.1	74.6

PASSING	G-GS	Att-Cmp-Int	Yds	TD	Lg	Pct	Avg/P	Avg/G	Effic
2008	13-3	1-0-0	0	0	0	0.0	0.0	0.0	0.0
2009	13-4	1-0-0	0	0	0	0.0	0.0	0.0	0.0
2010	12-12	1-0-0	0	0	0	0.0	0.0	0.0	0.0
TOTAL	38-19	3-0-0	0	0	0	0.0	0.0	0.0	0.0

TOTAL OFFENSE	G-GS	Rush	Pass	Total	Avg/G
2008	13-3	715	0	715	55.0
2009	13-4	952	0	952	73.2
2010	12-12	1167	0	1167	97.2
TOTAL	38-19	2834	0	2834	74.6

RECEIVING	G-GS	Rec	Yds	TD	Lg	Rec/G	Avg/C	Avg/G
2008	13-3	27	221	1	59	2.1	8.2	17.0
2009	13-4	25	244	2	21	1.9	9.8	18.8
2010	12-12	22	209	3	31	1.8	9.5	17.4
TOTAL	38-19	74	674	6	59	1.9	9.1	17.7

SCORING	G-GS	TD	Rush	Pass	Retn	PAT	2PAT	FG	Total	Avg/G
2008	13-3	5	4	1	0	0	0	0	30	2.3
2009	13-4	14	12	2	0	0	0	0	84	6.5
2010	12-12	16	13	3	0	0	0	0	96	8.0
TOTAL	38-19	35	29	6	0	0	0	0	210	5.5

PUNT RETURNS	G-GS	No.	Yds	TD	Lg	Avg/R	Avg/G
2008	13-3	0	0	0	0	0.0	0.0
2009	13-4	2	10	0	7	5.0	0.8
2010	12-12	0	0	0	0	0.0	0.0
TOTAL	38-19	2	10	0	7	5.0	0.3

KICK RETURNS	G-GS	No.	Yds	TD	Lg	Avg/R	Avg/G
2008	13-3	0	0	0	0	0.0	0.0
2009	13-4	24	551	0	44	23.0	42.4
2010	12-12	0	0	0	0	0.0	0.0
TOTAL	38-19	24	551	0	44	23.0	14.5

ALL-PURPOSE	G-GS	Rush	Rec	PR	KR	IR	Total	Avg/G
2008	13-3	715	221	0	0	0	936	72.0
2009	13-4	952	244	10	551	0	1757	135.2
2010	12-12	1167	209	0	0	0	1376	114.7
TOTAL	38-19	2834	674	10	551	0	4069	107.1

VEREEN'S CAREER GAME HIGHS

Rushes: 42 (at Stanford, 2009)
Rushing Yards: 198 (at Nevada, 2010)
Rushing TDs: 3 (three times, last at Nevada, 2010)
Long Rush: 81TD (vs. Michigan State, 2008)
Receptions: 5 (vs. Arizona State, 2008)
Receiving Yards: 59 (vs. Stanford, 2008)
Receiving TDs: 1 (six times, last at USC, 2010)
Long Reception: 59TD (vs. Stanford, 2008)
Punt Returns: 2 (at UCLA, 2009)
Punt Return Yards: 10 (at UCLA, 2009)
Long Punt Return: 7 (at UCLA, 2009)
Kick Returns: 6 (vs. USC, 2009)
Kick Return Yards: 127 (vs. USC, 2009)
Long Kick Return: 44 (at Oregon, 2009)
Pass Attempts: 1 (three times, last at Arizona, 2010)
All-Purpose Yards: 230 (at UCLA, 2009)
Points: 18 (twice, last at Stanford, 2009)

TYLER YORK

#28



TB, 5-11, 196.....Reno, NV
2010.....McQueen HS

CAL CAREER: A member of the Cal football program for one campaign in 2010 after a greyshirt season in 2009 but did not see any game action.

2010: Did not play ... enrolled at Cal in January of 2010 and took part in spring drills.

2009: Greyshirted ... a member of the 2009 signing class.

HIGH SCHOOL: Named first-team All-Decade in the state of Nevada for the period spanning the first 10 years of the 2000's ... selected as the Gatorade Nevada Player of the Year as a senior in 2008 when he rushed for 1,932 yards and 33 touchdowns on offense, while contributing 67 tackles and 6.0 sacks defensively to lead his team to state, regional and Northern 4A League titles ... played in the Sertoma Classic All-Star Football Game in Reno following his senior campaign ... earned first-team All-State, All-Region and All-Northern 4A League honors, and was also named the Player of the Year by the Reno Gazette-Journal in each of his final two prep campaigns ... recorded 1,246 rushing yards and 18 TDs during his junior season on offense, while adding 88 tackles and 8.0 sacks on the other side of the ball as his team captured regional and conference crowns ... also played three seasons of high school baseball and one year of varsity hoops, picking up first-team all-league honors on the diamond ... member of the National Honor Society as well as the All-State academic team, compiling a 4.4 GPA ... active in the Christian group Athletes in Action and was also a member of his school's Christian Club.

PERSONAL: Full name is Tyler Scott York ... born September 26, 1990 ... parents are Mike and Kim York ... has won national amateur titles in both wrestling and Motocross ... major is sociology ... plans to graduate in three years of college and then move on to law school.

